



**THIS IS**

**TERRAPIN**

**BASKETBALL**




**HISTORY &  
HONORS**

# TEAMS OF TRADITION

## 1957-58

Record: 22-7 H: 10-1 A: 6-4 N: 6-2  
ACC: 9-5, 4th place, ACC Tournament champion  
Postseason: NCAA East Region 3rd place  
Rankings: AP No. 6, UPI No. 6



### TEAM ROSTER

No.	Name	Yr.	Pos.	Ht.	Wt.	Hometown
22	Bill Murphy	Jr.	F	6-3	180	Pittsburgh, Pa.
25	Gene Danko	Jr.	G	6-2	180	McKeesport, Pa.
30	Tom Young	Sr.	G	6-1	170	Natrona Heights, Pa.
32	Nick Davis	Sr.	F	6-2	185	Rankin, Pa.
33	John Nacinick	Sr.	F	6-3	175	Brooklyn, N.Y.
34	Pete Krukar	So.	G	6-1	175	Ford City, Pa.
35	Jerry Bechtle	So.	F	6-2	195	Elizabeth, N.J.
40	Julian "Doc" Weingarten Jr.	F	C	6-4	190	Washington, D.C.
43	Bob McDonald	So.	F-C	6-7	190	Lansdowne, Pa.
44	Jim Halleck	Jr.	F	6-0	195	Elizabeth, N.J.
45	Perry Moore	Sr.	C	6-4	205	Belpre, Ohio
50	Charles McNeil	So.	C-F	6-6	180	Penns Grove, N.J.
53	Jerry Shanahan	So.	F	6-2	190	Pittsburgh, Pa.
54	Al Bunge	So.	C	6-9	215	Palmyra, N.J.

Head Coach: H.A. "Bud" Millikan  
Assistant Coach: Bob Ladd

### SEASON STATISTICS

Name	GP	FG%	FT%	Reb.-Avg.	Asst.	Pts.-Avg
Charles McNeil	29	.442	.762	202-6.9	—	401-13.8
Nick Davis	29	.463	.761	75-2.6	—	372-12.8
Al Bunge	29	.402	.542	265-9.1	—	297-10.2
John Nacinick	28	.360	.735	151-5.4	—	246-8.9
Tom Young	23	.388	.740	120-5.2	—	224-9.8
Gene Danko	28	.407	.762	48-1.7	—	122-4.4
Jim Halleck	23	.457	.672	64-2.8	—	85-3.7
Jerry Bechtle	26	.416	.429	47-1.8	—	82-3.2
Doc Weingarten	19	.517	.775	38-2.0	—	61-3.2
Bill Murphy	20	.312	.774	43-2.2	—	54-2.7
Jerry Shanahan	16	.706	.575	11-7	—	39-2.6
Pete Krukar	19	.400	.900	9-5	—	17-0.9
Perry Moore	24	.136	.636	31-1.3	—	13-0.5
Maryland Totals	29	.416	.688	1175-40.5	—	2004-69.1
Opponent Totals	29	.352	.676	1031-35.6	—	1671-57.6

### ACC TOURNAMENT

Quarterfinals – defeated Virginia, 70-66  
Semifinals – defeated Duke, 71-65 (OT)  
Championship – defeated North Carolina, 86-74

### NCAA TOURNAMENT

East Region First Round – defeated Boston College, 86-63  
East Region Semifinal – lost to Temple, 71-67  
East Region Consolation – defeated Manhattan, 59-55

## 1972-73

Record: 23-7 H: 13-1 A: 7-4 N: 3-2  
ACC: 7-5, 3rd place, ACC Tournament finalist  
Postseason: NCAA Elite Eight  
Rankings: AP No. 8, UPI No. 10



### TEAM ROSTER

No.	Name	Yr.	Pos.	Ht.	Wt.	Hometown
10	Rich Porac	Jr.	G	6-0	178	Monroeville, Pa.
13	Howard White	Sr.	G	6-0	160	Hampton, Va.
14	Donald White	So.	G	6-4	179	Pittsburgh, Pa.
15	John Lucas	Fr.	G	6-4	175	Durham, N.C.
21	Billy Hahn	So.	G	5-10	155	Mishawaka, Ind.
22	Jap Trimble	Jr.	G	6-3	181	New York, N.Y.
23	Varick Cutler	So.	F	6-7	205	N. Tanawanda, N.Y.
24	Maurice Howard	Fr.	G	6-2	170	Philadelphia, Pa.
33	Darrell Brown	Sr.	F	6-6	225	Pittsburgh, Pa.
35	Bob Bodell	Sr.	G	6-4	180	Frankfort, Ky.
41	Len Elmore	Jr.	F-C	6-9	232	Springfield Gardens, N.Y.
42	Owen Brown	So.	F-C	6-9	205	La Grange, Ill.
44	Jim O'Brien	Sr.	F	6-8	202	Falls Church, Va.
45	Tom Roy	So.	C	6-9	210	S.Windsor, Conn.
54	Tom McMillen	Jr.	C	6-11	213	Mansfield, Pa.

Head Coach: Charles "Lefty" Driesell  
Assistant Coaches: Jim Moloney, Joe Harrington, Tim Autry

### SEASON STATISTICS

Name	GP	FG%	FT%	Reb.-Avg.	Asst.	Pts.-Avg
Tom McMillen	29	.585	.800	284-9.8	28	616-21.2
Jim O'Brien	30	.555	.844	144-4.8	67	498-16.6
John Lucas	30	.538	.703	83-2.8	178	425-14.2
Len Elmore	26	.469	.607	290-11.2	35	261-10.0
Bob Bodell	30	.503	.820	80-2.6	121	238-7.9
Darrell Brown	27	.508	.684	77-2.9	44	147-5.4
Tom Roy	29	.517	.529	113-3.9	8	128-4.4
Owen Brown	30	.419	.643	72-2.4	17	122-4.1
Maurice Howard	29	.404	.579	19-1.5	25	81-2.8
Rich Porac	24	.483	.529	7-2.9	23	37-1.5
Howard White	19	.405	.750	14-7	7	36-2.0
Don White	14	.455	.500	5-4	1	12-0.9
Billy Hahn	16	.714	.000	0-0	1	10-0.6
Maryland Totals	30	.520	.718	1367-45.4	557	2613-87.1
Opponent Totals	30	.468	.686	1043-34.8	363	2226-74.2

### ACC TOURNAMENT

Quarterfinals – defeated Clemson, 77-61  
Semifinals – defeated Wake Forest, 73-65  
Championship – lost to NC State, 76-74

### NCAA TOURNAMENT

East Region First Round – bye  
East Region Semifinal – defeated Syracuse, 91-75  
East Region Final – lost to Providence, 103-89

## 1974-75

Record: 23-7 H: 13-1 A: 7-4 N: 3-2  
ACC: 10-2, 1st place, ACC Regular Season champion  
Postseason: NCAA Elite Eight  
Rankings: AP No. 5, UPI No. 5



### TEAM ROSTER

No.	Name	Yr.	Pos.	Ht.	Wt.	Hometown
5	John Boyle	Jr.	F	6-7	210	Hyattsville, Md.
10	Steve Sheppard	So.	F	6-6	210	New York, N.Y.
12	Mike Brashears	Fr.	G	6-1	170	Hagerstown, Md.
13	James Jones	Jr.	G	6-4	205	Seat Pleasant, Md.
15	John Lucas	Jr.	G	6-4	170	Durham, N.C.
20	John Newsome	Fr.	F	6-6	195	Norfolk, Va.
21	Billy Hahn	Sr.	G	5-11	150	Mishawaka, Ind.
22	Mike Cherry	Fr.	F	6-5	190	Elm City, N.C.
24	Maurice Howard	Jr.	G	6-3	170	Philadelphia, Pa.
30	Brad Davis	Fr.	G	6-3	180	Monaca, Pa.
42	Owen Brown	Sr.	F-C	6-8	205	LaGrange, Ill.
44	Chris Patton	Fr.	C	6-9	210	Bessemer, Ala.
45	Tom Roy	Sr.	C	6-9	210	S.Windsor, Conn.

Head Coach: Charles "Lefty" Driesell  
Assistant Coaches: Joe Harrington, Dave Pritchett, Howard White

### SEASON STATISTICS

Name	GP	FG%	FT%	Reb.-Avg.	Asst.	Pts.-Avg
John Lucas	24	.549	.836	100-4.2	91	469-19.5
Owen Brown	29	.513	.829	206-7.8	31	431-14.9
Steve Sheppard	29	.519	.712	217-7.5	25	416-14.3
Maurice Howard	29	.565	.727	77-2.7	65	388-13.4
Brad Davis	29	.580	.820	95-3.3	134	364-12.6
Tom Roy	29	.606	.686	321-11.1	30	320-11.0
Chris Patton	19	.531	.733	54-2.8	3	90-4.7
John Newsome	23	.487	.778	49-2.1	3	59-2.6
Billy Hahn	22	.561	.546	15-7	30	58-2.6
John Boyle	18	.333	.400	13-7	0	8-0.4
Maryland Totals	29	.547	.757	1261-43.5	413	2607-89.9
Opponent Totals	29	.441	.694	999-34.5	355	2163-74.6

### ACC TOURNAMENT

Quarterfinals – lost to NC State, 87-85

### NCAA TOURNAMENT

Midwest Region First Round – defeated Creighton, 83-79  
Midwest Region Semifinal – defeated Notre Dame, 83-71  
Midwest Region Final – lost to Louisville, 96-82



**2002 NCAA CHAMPIONS**  
**2004 ACC CHAMPIONS**

# 1979-80

Record: 24-7 H: 16-0 A: 4-4 N: 4-3  
ACC: 11-3, ACC Regular Season champion  
Postseason: NCAA Sweet Sixteen  
Rankings: AP No. 8, UPI No. 8



## TEAM ROSTER

No.	Name	Yr.	Pos.	Ht.	Wt.	Hometown
10	Greg Manning	Jr.	G	6-1	170	Highspire, Pa.
15	Reggie Jackson	So.	G	6-4	210	Philadelphia, Pa.
21	Greg "Dutch" Morley	So.	G	6-2	170	Hyattsville, Md.
22	Mark Fothergill	Fr.	F	6-9	220	Somerset, Ky.
23	David Henderson	Jr.	C	6-9	215	Roanoke, Va.
25	Ernest Graham	Jr.	F	6-7	215	Baltimore, Md.
41	Jon Robinson	Fr.	G	6-4	184	Gastonia, N.C.
42	Herman Veal	Fr.	F	6-6	200	Jackson, Miss.
50	John Bilney	Sr.	C-F	6-8	220	Woodcliff Lake, N.J.
52	Charles "Buck" Williams	So.	C-F	6-8	215	Rocky Mount, N.C.
54	Taylor Baldwin	So.	C	6-10	225	Greenwich, Conn.
55	Albert King	Jr.	F	6-6	190	Brooklyn, N.Y.

Head Coach: Charles "Lefty" Driesell  
Assistant Coaches: Tom Abatemarco, John Kochan, Sherman Dillard

## SEASON STATISTICS

Name	GP	FG%	FT%	Reb.-Avg.	Asst.	Pts.-Avg
Albert King	31-31	.553	.821	207-6.7	86	674-21.7
Ernest Graham	31-30	.501	.658	230-7.4	136	483-15.6
Greg Manning	30-29	.643	.908	47-1.6	65	471-15.7
Buck Williams	24-23	.606	.664	242-10.1	27	371-15.5
Reggie Jackson	31-20	.429	.611	65-2.1	88	158-5.1
Taylor Baldwin	31-8	.657	.652	82-2.7	11	122-3.9
Dutch Morley	31-14	.453	.792	51-1.7	124	96-3.1
Mark Fothergill	15-0	.518	.538	20-1.3	1	35-2.3
Jon Robinson	14-0	.333	.750	2-0.1	15	31-2.2
John Bilney	14-1	.450	.462	38-2.7	2	24-1.7
David Henderson	16-0	.600	.500	18-1.1	3	16-1.0
<b>Maryland Totals</b>	<b>31</b>	<b>.551</b>	<b>.724</b>	<b>1089-35.1</b>	<b>558</b>	<b>2481-80.0</b>
<b>Opponent Totals</b>	<b>31</b>	<b>.474</b>	<b>.700</b>	<b>1000-32.3</b>	<b>476</b>	<b>2226-71.8</b>

## ACC TOURNAMENT

Quarterfinals - defeated Georgia Tech, 51-49 (OT)  
Semifinals - defeated Clemson, 91-85  
Finals - lost to Duke, 73-72

## NCAA TOURNAMENT

East Region First Round - bye  
East Region Second Round - defeated Tennessee, 86-75  
East Region Semifinal - lost to Georgetown, 74-68

# 1980-81

Record: 21-10 H: 12-3 A: 5-5 N: 4-2  
ACC: 8-6, 4th place, ACC Tournament finalist  
Postseason: NCAA Second Round  
Rankings: AP No. 18, UPI No. 11



## TEAM ROSTER

No.	Name	Yr.	Pos.	Ht.	Wt.	Hometown
10	Greg Manning	Sr.	G	6-1	173	Highspire, Pa.
14	Steve Rivers	Fr.	G	6-3	170	Brockville, N.Y.
15	Reggie Jackson	Jr.	G	6-4	210	Philadelphia, Pa.
21	Greg "Dutch" Morley	Jr.	G	6-2	170	Hyattsville, Md.
22	Mark Fothergill	So.	F	6-9	220	Somerset, Ky.
25	Ernest Graham	Sr.	G-F	6-7	207	Baltimore, Md.
32	Charles Pittman	Jr.	F	6-8	215	Rocky Mount, N.C.
33	Pete Holbert	Fr.	F	6-6	190	Fairfax, Va.
41	Jon Robinson	So.	G	6-4	185	Gastonia, N.C.
42	Herman Veal	Fr.	F	6-6	200	Jackson, Miss.
52	Charles "Buck" Williams	Jr.	C-F	6-8	215	Rocky Mount, N.C.
54	Taylor Baldwin	Jr.	C	6-10	219	Greenwich, Conn.
55	Albert King	Sr.	F	6-6	190	Brooklyn, N.Y.

Head Coach: Charles "Lefty" Driesell  
Assistant Coaches: Tom Abatemarco, John Kochan, Sherman Dillard

## SEASON STATISTICS

Name	GP	FG%	FT%	Reb.-Avg.	Asst.	Pts.-Avg
Albert King	31-31	.502	.812	177-5.7	92	559-18.0
Buck Williams	31-31	.647	.637	363-11.7	31	482-15.6
Ernest Graham	31-31	.514	.727	176-5.7	120	448-14.5
Greg Manning	31-31	.558	.821	41-1.3	85	422-13.6
Charles Pittman	31-2	.670	.640	115-3.7	13	158-5.1
Reggie Jackson	31-23	.353	.750	45-1.5	60	93-3.0
Dutch Morley	30-7	.548	.790	40-1.3	84	61-2.0
Steve Rivers	24-0	.404	.917	10-0.4	19	53-2.2
Herman Veal	16-0	.353	.591	31-1.9	4	25-1.6
Pete Holbert	12-0	.240	.667	15-1.3	1	22-1.8
Jon Robinson	9-0	.529	.167	7-0.8	3	19-2.1
Taylor Baldwin	9-0	.667	.750	11-1.2	1	11-1.6
<b>Maryland Totals</b>	<b>31</b>	<b>.532</b>	<b>.720</b>	<b>1095-35.3</b>	<b>503</b>	<b>2353-75.9</b>
<b>Opponent Totals</b>	<b>31</b>	<b>.473</b>	<b>.698</b>	<b>954-30.8</b>	<b>454</b>	<b>2164-69.8</b>

## ACC TOURNAMENT


Quarterfinals - defeated Duke, 56-53  
Semifinals - defeated Virginia, 85-62  
Finals - lost to North Carolina, 61-60

## NCAA TOURNAMENT

Midwest Region First Round - defeated Tenn.-Chattanooga, 81-69  
Midwest Region Second Round - lost to Indiana, 99-64

# 1982-83

Record: 20-10 H: 14-3 A: 5-4 N: 1-3  
ACC: 8-6, 3rd place (tie)  
Postseason: NCAA Second Round  
Rankings: None



## TEAM ROSTER

No.	Name	Yr.	Pos.	Ht.	Wt.	Hometown
10	Jeff Adkins	So.	G	6-5	185	Martinsville, Va.
11	Chuck Driesell	So.	G	6-2	170	Silver Spring, Md.
12	Jeff Baxter	Fr.	G	6-1	165	Washington, D.C.
14	Steve Rivers	Jr.	G	6-3	175	Uniondale, N.Y.
20	Ed Farmer	Fr.	F	6-8	210	Wilson, N.C.
22	Mark Fothergill	Jr.	F	6-9	220	Somerset, Ky.
24	Adrian Branch	So.	F	6-8	185	Largo, Md.
31	Bryan Palmer	Fr.	F	6-10	205	Susquehannock, Md.
33	Pete Holbert	Jr.	F-G	6-6	190	Annandale, Va.
34	Len Bias	Fr.	F	6-8	195	Landover, Md.
42	Herman Veal	Jr.	F	6-6	220	Jackson, Miss.
52	Greg Stevens	Fr.	C	7-2	260	Stow, Ohio
54	Ben Coleman	Jr.	C-F	6-9	220	Minneapolis, Minn.

Head Coach: Charles "Lefty" Driesell  
Assistant Coaches: John Kochan, Sherman Dillard, Mel Cartwright

## SEASON STATISTICS

Name	GP	FG%	FT%	Reb.-Avg.	Asst.	Pts.-Avg
Adrian Branch	29-29	.469	.715	150-5.2	95	541-18.7
Ben Coleman	30-30	.571	.652	242-8.1	32	454-15.1
Jeff Adkins	30-30	.468	.648	80-2.7	121	297-9.9
Len Bias	30-13	.478	.636	125-4.2	22	214-7.1
Mark Fothergill	30-23	.557	.758	112-3.7	19	187-6.2
Herman Veal	26-19	.479	.762	179-6.9	18	176-6.8
Steve Rivers	25-5	.556	.313	21-0.8	22	137-5.5
Jeff Baxter	30-0	.417	.794	20-0.7	33	103-3.4
Ed Farmer	20-1	.408	.636	44-2.2	3	54-2.7
Pete Holbert	20-0	.222	.826	11-0.6	4	33-1.7
Chuck Driesell	17-0	.333	.571	5-0.3	5	21-1.3
Bryan Palmer	12-0	.000	.250	15-1.3	1	2-0.2
<b>Maryland Totals</b>	<b>30</b>	<b>.490</b>	<b>.685</b>	<b>1098-36.6</b>	<b>375</b>	<b>2222-74.1</b>
<b>Opponent Totals</b>	<b>30</b>	<b>.453</b>	<b>.670</b>	<b>1022-34.1</b>	<b>385</b>	<b>2141-71.4</b>

## ACC TOURNAMENT

Quarterfinals - lost to Georgia Tech, 64-58 (OT)


## NCAA TOURNAMENT

Midwest Region First Round - defeated Tenn.-Chattanooga, 52-51  
Midwest Region Second Round - lost to Houston, 60-50

**2002 NCAA CHAMPIONS**  
**2004 ACC CHAMPIONS**

# 1983-84

Record: 24-8 H: 13-2 A: 6-4 N: 5-2  
ACC: 9-5, 2nd place, ACC Tournament champion  
Postseason: NCAA Sweet Sixteen  
Rankings: AP No. 11, UPI No. 10



## TEAM ROSTER

No.	Name	Yr.	Pos.	Ht.	Wt.	Hometown
3	Keith Gatlin	Fr.	G	6-5	165	Grimesland, N.C.
10	Jeff Adkins	Jr.	G	6-5	185	Martinsville, Va.
11	Chuck Driesell	Jr.	G	6-2	170	Silver Spring, Md.
12	Jeff Baxter	So.	G	6-1	165	Washington, D.C.
14	Steve Rivers	Sr.	G	6-3	170	Uniondale, N.Y.
22	Mark Fothergill	Sr.	F	6-9	220	Somerset, Ky.
24	Adrian Branch	Jr.	F	6-8	185	Largo, Md.
31	Bryan Palmer	So.	C	6-10	205	Glen Rock, Pa.
32	Terry Long	Fr.	F	6-8	240	Glen Allen, Va.
33	Pete Holbert	Sr.	F	6-6	190	Fairfax, Va.
34	Len Bias	So.	F	6-8	195	Landover, Md.
42	Herman Veal	Sr.	F	6-6	200	Jackson, Miss.
54	Ben Coleman	Sr.	C	6-9	220	Minneapolis, Minn.

Head Coach: Charles "Lefty" Driesell  
Assistant Coaches: Sherman Dillard, Mel Cartwright, Ron Bradley

## SEASON STATISTICS

Name	GP	FG%	FT%	Reb.-Avg.	Asst.	Pts.-Avg
Ben Coleman	32-32	.608	.715	269-8.4	53	491-15.3
Len Bias	32-31	.567	.767	145-4.5	48	488-15.2
Adrian Branch	28-25	.479	.752	89-3.1	75	363-13.0
Jeff Adkins	32-31	.538	.673	86-2.7	119	304-9.4
Herman Veal	32-28	.554	.733	213-6.7	57	268-8.4
Keith Gatlin	32-9	.487	.761	52-1.6	148	198-6.2
Mark Fothergill	32-3	.535	.846	64-2.0	12	109-3.4
Terry Long	27-0	.542	.515	52-1.9	10	55-2.0
Jeff Baxter	21-0	.393	.733	8-0.4	46	48-2.3
Chuck Driesell	15-0	.462	.526	8-0.4	5	34-2.3
Pete Holbert	14-0	.421	.833	13-0.9	4	21-1.5
Steve Rivers	6-0	.429	1.000	1-0.2	1	12-2.0
Maryland Totals	32	.539	.725	1078-33.7	548	2391-74.7
Opponent Totals	32	.462	.694	996-31.1	465	2151-67.2

## ACC TOURNAMENT

Quarterfinals – defeated N.C. State, 69-63  
Semifinals – defeated Wake Forest, 66-64  
Finals – defeated Duke, 74-62

## NCAA TOURNAMENT

Midwest Region First Round – bye  
Midwest Region Second Round – defeated West Virginia, 102-77  
Midwest Region Semifinal – lost to Illinois, 72-70

# 1984-85

Record: 25-12 H: 14-2 A: 7-6 N: 4-4  
ACC: 8-6, 4th place (tie)  
Postseason: NCAA Sweet Sixteen  
Rankings: None



## TEAM ROSTER

No.	Name	Yr.	Pos.	Ht.	Wt.	Hometown
3	Keith Gatlin	So.	G	6-5	165	Grimesland, N.C.
10	Jeff Adkins	Sr.	G	6-5	185	Martinsville, Va.
11	Chuck Driesell	Sr.	G	6-2	170	Silver Spring, Md.
12	Jeff Baxter	Jr.	G	6-1	165	Washington, D.C.
22	Walter Lancaster	Fr.	G	6-4	180	Lanham, Md.
24	Adrian Branch	Sr.	G-F	6-8	185	Largo, Md.
31	Bryan Palmer	So.	C	6-10	205	Glen Rock, Pa.
32	Terry Long	So.	C-F	6-8	240	Glen Allen, Va.
33	Derrick Lewis	Fr.	F	6-7	195	Temple Hills, Md.
34	Len Bias	Jr.	F	6-8	195	Landover, Md.
41	Tom Jones	Jr.	F	6-6	205	Oak Hill, W.Va.
50	Ed Woods	Fr.	F	6-7	210	Rockville, Md.

Head Coach: Charles "Lefty" Driesell  
Assistant Coaches: Sherman Dillard, Mel Cartwright, Ron Bradley

## SEASON STATISTICS

Name	GP	FG%	FT%	Reb.-Avg.	Asst.	Pts.-Avg
Len Bias	37-37	.530	.777	251-6.8	65	701-19.0
Adrian Branch	37-37	.510	.762	182-4.9	81	671-18.1
Keith Gatlin	37-35	.514	.862	70-1.8	221	306-8.3
Tom Jones	37-20	.507	.741	155-4.2	37	264-7.1
Derrick Lewis	37-34	.466	.625	241-6.5	33	221-6.0
Jeff Adkins	37-14	.456	.711	78-4.1	68	193-5.2
Jeff Baxter	35-0	.500	.697	26-0.7	46	97-2.8
Terry Long	37-8	.508	.613	69-1.9	14	85-2.3
Chuck Driesell	14-2	.333	.727	8-0.6	3	38-2.7
Bryan Palmer	12-0	.167	.846	10-0.8	4	13-1.1
Walter Lancaster	7-0	.500	.000	1-0.1	3	10-1.4
Ed Woods	5-0	.000	.429	3-0.4	0	3-0.6
Maryland Totals	37	.503	.743	1184-32	575	2602-70.3
Opponent Totals	37	.459	.691	1222-33	510	2404-65.0

## ACC TOURNAMENT


Quarterfinals – lost to Duke, 86-73

## NCAA TOURNAMENT

Southeast Region First Round – defeated Miami-Ohio, 69-68 (OT)  
Southeast Region Second Round – defeated Navy, 64-59  
Southeast Region Semifinal – lost to Villanova, 46-43

# 1985-86

Record: 19-14 H: 10-5 A: 6-7 N: 3-2  
ACC: 6-8, 6th place  
Postseason: NCAA Second Round  
Rankings: None



## TEAM ROSTER

No.	Name	Yr.	Pos.	Ht.	Wt.	Hometown
3	Keith Gatlin	Jr.	G	6-5	165	Grimesland, N.C.
12	Jeff Baxter	Sr.	G	6-1	165	Washington, D.C.
21	John Johnson	Fr.	G	6-4	170	Knoxville, Tenn.
23	Dave Dickerson	Fr.	F	6-6	200	Olar, S.C.
25	Tony Massenburg	Fr.	F	6-8	215	Sussex, Va.
31	Bryan Palmer	Jr.	C	6-10	205	Glen Rock, Pa.
32	Terry Long	Jr.	C-F	6-8	240	Glen Allen, Va.
33	Derrick Lewis	So.	F	6-7	195	Temple Hills, Md.
34	Len Bias	Sr.	F	6-8	195	Landover, Md.
40	David Gregg	Fr.	F	6-9	190	Hyattsville, Md.
41	Tom Jones	Sr.	F	6-6	205	Oak Hill, W.Va.
50	Phil Nevin	Fr.	C	6-11	250	Vandergriff, Pa.
54	Christoph Weisheit	Fr.	C	7-2	210	Cologne, W. Germany

Head Coach: Charles "Lefty" Driesell  
Assistant Coaches: Ron Bradley, Oliver Purnell, Bart Bellairs

## SEASON STATISTICS

Name	GP	FG%	FT%	Reb.-Avg.	Asst.	Pts.-Avg
Len Bias	32-32	.544	.864	224-7.0	33	743-23.2
Keith Gatlin	32-30	.475	.784	86-2.7	204	326-10.2
Jeff Baxter	32-30	.478	.703	62-1.9	101	303-9.5
Tom Jones	33-9	.551	.617	155-4.7	36	267-8.1
Derrick Lewis	33-33	.485	.684	222-6.7	28	261-7.9
John Johnson	31-8	.500	.642	29-0.9	35	181-5.8
Terry Long	28-21	.546	.618	87-3.1	16	91-3.3
Tony Massenburg	29-8	.500	.563	60-2.1	0	83-2.9
Dave Dickerson	15-0	.440	.769	22-1.5	7	32-2.1
David Gregg	15-1	.588	.474	11-0.7	2	29-1.9
Greg Nared	7-0	.375	.000	5-0.7	3	6-0.9
Maryland Totals	33	.510	.729	1030-31.2	465	2322-70.4
Opponent Totals	33	.480	.730	1017-30.8	457	2166-65.6

## ACC TOURNAMENT

Quarterfinals – defeated North Carolina, 85-75  
Semifinals – lost to Georgia Tech, 64-62

## NCAA TOURNAMENT

West Region First Round – defeated Pepperdine, 69-64  
West Region Second Round – lost to UNLV, 70-64

# 2002 NCAA CHAMPIONS

# 2004 ACC CHAMPIONS

## 1987-88

Record: 18-13 H: 8-4 A: 6-7 N: 4-2

ACC: 6-8, 5th place

Postseason: NCAA Second Round

Rankings: None



### TEAM ROSTER

No.	Name	Yr.	Pos.	Ht.	Wt.	Hometown
3	Keith Gatlin	Sr.	G	6-5	170	Grimesland, N.C.
5	Mitch Kasoff	So.	G	6-1	175	Pikesville, Md.
10	Mark Karver	So.	F	6-7	195	Kingston, Md.
11	Teyon McCoy	So.	G	6-1	170	Hammond, Ind.
12	Rudy Archer	Jr.	G	6-1	170	Baltimore, Md.
21	John Johnson	Jr.	G	6-4	170	Knoxville, Tenn.
22	Greg Nared	Jr.	G	6-4	190	Wilmington, Ohio
23	Dave Dickerson	Jr.	F	6-6	200	Olar, S.C.
24	Brian Williams	Fr.	C	6-10	210	Santa Monica, Calif.
25	Tony Massenburg	So.	F-C	6-9	230	Sussex, Va.
30	Rodney Walker	Jr.	F	6-9	250	Baltimore, Md.
33	Derrick Lewis	Sr.	F	6-7	195	Temple Hills, Md.
43	Cedric Lewis	Fr.	F	6-9	200	Temple Hills, Md.
44	Steve Hood	So.	G-F	6-6	190	New Carrollton, Md.

Head Coach: Bob Wade

Assistant Coaches: Ron Bradley, Oliver Purnell, Jeff Adkins

### SEASON STATISTICS

Name	GP	FG%	FT%	Reb.-Avg.	Asst.	Pts.-Avg
Derrick Lewis	31-31	.556	.593	237-7.6	71	466-15.0
Rudy Archer	31-31	.432	.770	75-2.4	172	393-12.7
Brian Williams	29-29	.600	.671	173-6.0	22	363-12.5
Keith Gatlin	21-10	.506	.758	63-3.0	76	257-12.2
Tony Massenburg	23-16	.520	.573	122-5.3	10	233-10.1
Steve Hood	29-12	.482	.741	72-2.5	55	226-7.8
Teyon McCoy	31-8	.486	.871	31-1.0	68	165-5.3
Dave Dickerson	30-6	.472	.724	62-2.1	30	135-4.5
John Johnson	23-0	.444	.700	16-0.7	12	51-2.2
Cedric Lewis	7-2	.313	.308	14-2.0	1	14-2.0
Mark Karver	12-0	.313	.727	9-0.8	10	19-1.6
Rodney Walker	12-0	.417	.333	9-0.8	1	12-1.0
Mitch Kasoff	6-0	.400	.333	0-0.0	0	5-0.8
Greg Nared	14-1	.182	.875	3-0.2	8	11-0.8
Maryland Totals	31	.504	.672	957-30.9	516	2350-75.8
Opponent Totals	31	.482	.715	1010-32.6	488	2227-71.8

### ACC TOURNAMENT

Quarterfinals - defeated Georgia Tech, 84-67

Semifinals - lost to North Carolina, 74-64

### NCAA TOURNAMENT

Southeast Region First Round - defeated

UC Santa Barbara, 92-82

Southeast Region Second Round - lost to Kentucky, 70-64

## 1993-94

Record: 18-12 H: 10-3 A: 4-6 N: 4-3

ACC: 8-8, 4th place (tie)

Postseason: NCAA Sweet Sixteen

Rankings: USA Today/CNN No. 20



### TEAM ROSTER

No.	Name	Yr.	Pos.	Ht.	Wt.	Hometown
3	Matt Raydo	Fr.	G	5-10	160	Ft. Lauderdale, Fla.
4	Exree Hipp	So.	F	6-8	183	Washington, D.C.
10	Duane Simpkins	So.	G	6-0	173	Ft. Washington, Md.
11	Matt Kovarik	Fr.	G	6-5	179	Greensboro, N.C.
12	Donny Judd	So.	F	6-5	185	Forestville, Md.
15	Johnny Rhodes	So.	G	6-5	205	Washington, D.C.
21	Mario Lucas	So.	F	6-8	230	Memphis, Tenn.
22	Keith Booth	Fr.	F	6-5	220	Baltimore Md.
24	John Walsh	Jr.	F	6-8	221	West Islip, N.Y.
30	Nick Bosnic	Fr.	F-G	6-7	197	Uniontown, Pa.
31	Wayne Bristol	Jr.	G	6-1	178	Beltsville, Md.
32	Joe Smith	Jr.	F-C	6-9	213	Norfolk, Va.
55	Kurtis Shultz	Fr.	F	6-6	235	Randallstown, Md.

Head Coach: Gary Williams

Assistant Coaches: Billy Hahn, Art Perry, Jimmy Patsos

### SEASON STATISTICS

Name	GP	FG%	FT%	Reb.-Avg.	Asst.	Pts.-Avg
Joe Smith	30-30	.522	.734	321-10.7	25	582-19.4
Exree Hipp	30-30	.472	.688	120-4.0	76	397-13.2
Johnny Rhodes	30-29	.419	.623	203-6.8	122	374-12.5
Duane Simpkins	30-30	.485	.784	77-2.6	136	355-11.8
Keith Booth	30-30	.454	.584	183-6.1	65	324-10.8
Mario Lucas	30-0	.391	.585	107-3.6	11	163-5.4
Nick Bosnic	28-0	.413	.706	41-1.5	24	82-2.9
Donny Judd	8-0	.417	.667	6-0.8	0	16-2.0
Matt Kovarik	29-1	.421	.792	33-1.1	31	53-1.8
Wayne Bristol	22-0	.379	.632	17-0.8	6	38-1.7
Kurtis Shultz	19-0	.294	.333	11-0.6	4	12-0.6
Matt Raydo	9-0	.000	.429	3-0.3	2	3-0.3
Maryland Totals	30	.457	.682	1193-39.8	502	2399-80.0
Opponent Totals	30	.432	.640	1148-38.3	448	2197-73.2

### ACC TOURNAMENT

Quarterfinals - lost to Virginia, 69-63

### NCAA TOURNAMENT

Midwest Region First Round - defeated St. Louis, 74-67

Midwest Region Second Round - defeated

Massachusetts, 95-87

Midwest Region Semifinal - lost to Michigan, 78-71


## 1994-95

Record: 26-8 H: 16-0 A: 4-4 N: 6-4

ACC: 12-4, ACC Regular Season co-champion

Postseason: NCAA Sweet Sixteen

Rankings: AP No. 10, USA Today/CNN No. 11



### TEAM ROSTER

No.	Name	Yr.	Pos.	Ht.	Wt.	Hometown
3	Matt Raydo	So.	G	5-10	160	Ft. Lauderdale, Fla.
4	Exree Hipp	Jr.	F	6-8	205	Washington, D.C.
10	Duane Simpkins	Jr.	G	6-0	172	Ft. Washington, Md.
11	Matt Kovarik	So.	G	6-5	185	Greensboro, N.C.
12	Donny Judd	Sr.	F	6-5	185	Forestville, Md.
13	Sarunas Jasikevicius	Fr.	G	6-4	202	Kaunas, Lithuania
15	Johnny Rhodes	Jr.	G	6-4	205	Washington, D.C.
21	Mario Lucas	Jr.	F	6-8	233	Memphis, Tenn.
22	Keith Booth	So.	F	6-5	225	Baltimore Md.
25	Rodney Elliot	Fr.	F	6-8	207	Baltimore Md.
31	Wayne Bristol	Sr.	G	6-1	185	Beltsville, Md.
32	Joe Smith	So.	F-C	6-10	221	Norfolk, Va.
55	Kurtis Shultz	Sr.	F	6-5	235	Randallstown, Md.

Head Coach: Gary Williams

Assistant Coaches: Billy Hahn, Art Perry, Jimmy Patsos

### SEASON STATISTICS

Name	GP	FG%	FT%	Reb.-Avg.	Asst.	Pts.-Avg
Joe Smith	34-34	.578	.741	362-10.7	40	708-20.8
Johnny Rhodes	34-34	.525	.694	179-5.3	126	475-14.0
Exree Hipp	34-34	.514	.656	141-4.2	109	461-13.6
Keith Booth	34-34	.455	.695	247-7.3	76	369-10.9
Duane Simpkins	34-33	.445	.841	72-2.1	162	358-10.5
Mario Lucas	34-0	.420	.577	125-3.7	23	241-7.1
Wayne Bristol	34-0	.465	.636	40-1.2	31	133-3.9
Sarunas Jasikevicius	29-0	.446	.810	19-0.7	22	89-3.1
Donny Judd	10-0	.455	.556	5-0.5	3	16-1.6
Kurtis Shultz	12-0	.636	1.00	11-0.9	1	19-1.6
Rodney Elliott	30-0	.500	.519	46-1.5	13	43-1.4
Matt Raydo	12-0	.445	.800	6-0.5	8	12-1.0
Matt Kovarik	31-1	.313	.647	27-0.9	27	22-0.7
Maryland Totals	34	.498	.706	1367-40.2	641	2946-86.7
Opponent Totals	34	.440	.656	1142-33.6	511	2514-73.9

### ACC TOURNAMENT

Quarterfinals - defeated Florida State, 71-64

Semifinals - lost to North Carolina, 97-92 (OT)

### NCAA TOURNAMENT

West Region First Round - defeated Gonzaga, 87-63

West Region Second Round - defeated Texas, 82-68

West Region Semifinal - lost to Connecticut, 99-89

**2002 NCAA CHAMPIONS**  
**2004 ACC CHAMPIONS**



# 1995-96

Record: 17-13 H: 11-3 A: 3-5 N: 3-5  
ACC: 8-8, 4th place (tie)  
Postseason: NCAA First Round  
Rankings: None



## TEAM ROSTER

No.	Name	Yr.	Pos.	Ht.	Wt.	Hometown
3	Laron Profit	Fr.	F-G	6-5	189	Charleston, S.C.
4	Exree Hipp	Sr.	F	6-8	224	Washington, D.C.
5	Matt Raydo	Jr.	G	5-10	153	Ft. Lauderdale, Fla.
10	Duane Simpkins	Sr.	G	6-0	172	Ft. Washington, Md.
11	Matt Kovarik	Jr.	G	6-4	201	Greensboro, N.C.
12	Terrell Stokes	Fr.	G	6-0	172	Philadelphia, Pa.
13	Sarunas Jasikevicius	So.	G	6-4	195	Kaunas, Lithuania
14	Norman Fields	Fr.	G	6-0	173	Mt. Vernon, N.Y.
15	Johnny Rhodes	Sr.	G	6-4	212	Washington, D.C.
21	Mario Lucas	Sr.	F	6-8	241	Memphis, Tenn.
22	Keith Booth	Jr.	F	6-6	222	Baltimore Md.
25	Rodney Elliot	So.	F	6-8	213	Baltimore Md.
45	Brian Watkins	So.	F	6-9	216	Nashville, Tenn.
54	Obinna Ekezie	Fr.	F-C	6-9	260	Port Harcourt, Nigeria

Head Coach: Gary Williams  
Assistant Coaches: Billy Hahn, Art Perry, Jimmy Patsos

## SEASON STATISTICS

Name	GP	FG%	FT%	Reb.-Avg.	Asst.	Pts.-Avg
Johnny Rhodes	30-30	.478	.569	177-5.9	98	502-16.7
Keith Booth	30-30	.442	.757	233-7.8	73	459-15.3
Duane Simpkins	27-27	.458	.845	65-2.4	118	328-12.2
Mario Lucas	29-6	.427	.628	151-5.2	8	305-10.5
Exree Hipp	29-27	.368	.661	89-3.1	54	198-6.8
Laron Profit	27-0	.482	.756	74-2.7	32	154-5.7
Rodney Elliott	29-6	.500	.692	91-3.1	11	142-4.9
Obinna Ekezie	30-18	.472	.550	111-3.7	10	135-4.5
Sarunas Jasikevicius	27-2	.427	.500	32-1.2	33	106-3.9
Terrell Stokes	30-4	.470	.635	40-1.3	85	100-3.3
Matt Raydo	8-0	.250	.500	0-0.0	3	4-0.5
Norman Fields	10-0	.286	.000	4-0.4	1	5-0.5
Matt Kovarik	5-0	.000	.500	2-0.4	3	2-0.4
Maryland Totals	30	.449	.683	1158-38.6	529	2440-81.3
Opponent Totals	30	.451	.729	1114-37.1	429	2288-76.3

## ACC TOURNAMENT


Quarterfinals – defeated Duke, 82-69  
Semifinals – lost to Georgia Tech, 84-79

## NCAA TOURNAMENT

West Region First Round – lost to Santa Clara, 91-79

# 1996-97

Record: 21-11 H: 11-3 A: 5-4 N: 5-4  
ACC: 9-7, 4th place (tie)  
Postseason: NCAA First Round  
Rankings: AP No. 22



## TEAM ROSTER

No.	Name	Yr.	Pos.	Ht.	Wt.	Hometown
3	Laron Profit	So.	F-G	6-5	189	Charleston, S.C.
4	Atman Smith	Fr.	G	5-10	160	Baltimore, Md.
5	Matt Raydo	Sr.	G	5-10	152	Ft. Lauderdale, Fla.
10	Kelly Hite	Fr.	G	6-4	190	Temple Terrace, Fla.
11	Matt Kovarik	Jr.	G	6-4	201	Greensboro, N.C.
12	Terrell Stokes	So.	G	6-0	171	Philadelphia, Pa.
13	Sarunas Jasikevicius	Jr.	G	6-4	195	Kaunas, Lithuania
14	Norman Fields	So.	G	6-0	173	Mt. Vernon, N.Y.
20	Matt Hahn	Fr.	G	6-0	155	Columbia, Md.
22	Keith Booth	Sr.	F	6-6	222	Baltimore Md.
25	Rodney Elliot	Jr.	F	6-8	213	Baltimore Md.
45	Brian Watkins	So.	F	6-9	216	Nashville, Tenn.
54	Obinna Ekezie	So.	F-C	6-9	260	Port Harcourt, Nigeria
55	Mike Mardesich	Fr.	C	7-0	220	Boston, Mass.

Head Coach: Gary Williams  
Assistant Coaches: Billy Hahn, Dave Dickerson, Jimmy Patsos

## SEASON STATISTICS

Name	GP	FG%	FT%	Reb.-Avg.	Asst.	Pts.-Avg
Keith Booth	32-32	.469	.717	253-7.9	82	624-19.5
Laron Profit	32-30	.475	.626	171-5.3	78	412-12.9
Sarunas Jasikevicius	32-32	.418	.742	80-2.5	102	338-10.6
Obinna Ekezie	32-32	.550	.639	212-6.6	22	322-10.1
Rodney Elliott	32-2	.483	.728	197-6.2	42	275-8.6
Terrell Stokes	32-31	.427	.645	88-2.8	143	263-8.2
Brian Watkins	25-0	.445	.647	54-2.2	2	70-8.2
Matt Kovarik	32-1	.431	.679	58-1.8	41	64-2.0
Norman Fields	8-0	.400	.833	8-1.0	1	14-1.8
Atman Smith	4-0	.429	.000	3-0.8	0	6-1.5
Matt Hahn	4-0	.500	.667	1-0.3	1	4-1.0
Kelly Hite	11-0	.250	.500	11-1.0	0	10-0.9
Matt Raydo	9-0	.200	.333	3-0.3	4	4-0.5
Maryland Totals	32	.465	.681	1226-38.3	518	2406-75.2
Opponent Totals	32	.405	.668	1092-34.1	425	2136-66.8

## ACC TOURNAMENT

Quarterfinals – defeated Clemson, 76-61  
Semifinals – lost to NC State, 65-58

## NCAA TOURNAMENT

Southeast Region First Round – lost to College of Charleston, 75-66

# 1997-98

Record: 21-11 H: 12-2 A: 3-5 N: 6-4  
ACC: 10-6, 3rd place  
Postseason: NCAA Sweet Sixteen  
Rankings: AP No. 20, USA Today/NABC No. 22



## TEAM ROSTER

No.	Name	Yr.	Pos.	Ht.	Wt.	Hometown
3	Laron Profit	Jr.	F-G	6-5	194	Charleston, S.C.
4	Atman Smith	So.	G	6-0	170	Baltimore, Md.
11	Matt Kovarik	Sr.	G	6-4	196	Greensboro, N.C.
12	Terrell Stokes	Jr.	G	6-0	189	Philadelphia, Pa.
13	Sarunas Jasikevicius	Sr.	G	6-4	197	Kaunas, Lithuania
20	Matt Hahn	So.	G	6-0	155	Columbia, Md.
21	LaRon Cephas	Fr.	F	6-7	220	Wilmington, Del.
25	Rodney Elliot	Sr.	F	6-8	221	Baltimore Md.
31	Norman Fields	Jr.	G	6-0	183	Mt. Vernon, N.Y.
33	Mike Mardesich	Fr.	C-F	7-0	250	Boston, Mass.
44	Terence Morris	Fr.	F	6-8	199	Frederick, Md.
45	Brian Watkins	Jr.	F	6-9	220	Nashville, Tenn.
54	Obinna Ekezie	Jr.	F-C	6-10	256	Port Harcourt, Nigeria

Head Coach: Gary Williams  
Assistant Coaches: Billy Hahn, Dave Dickerson, Jimmy Patsos

## SEASON STATISTICS

Name	GP	FG%	FT%	Reb.-Avg.	Asst.	Pts.-Avg
Laron Profit	32-32	.447	.707	165-5.2	104	506-15.8
Rodney Elliott	32-32	.485	.686	236-7.4	51	481-15.0
Obinna Ekezie	32-32	.484	.670	207-6.5	51	410-12.8
Sarunas Jasikevicius	32-32	.456	.759	104-3.3	116	396-12.4
Terence Morris	32-0	.523	.695	113-3.5	25	236-7.4
Mike Mardesich	32-0	.424	.622	138-4.3	26	172-5.4
Terrell Stokes	32-25	.415	.667	82-2.6	149	172-5.4
Matt Kovarik	32-7	.484	.429	53-1.7	64	76-2.4
Brian Watkins	9-0	.500	.600	15-1.7	3	19-2.1
Norman Fields	12-0	.526	.000	11-0.9	4	23-1.9
Matt Hahn	11-0	.250	.750	0-0.0	4	11-1.0
Atman Smith	11-0	.400	.500	8-0.7	4	11-1.0
LaRon Cephas	21-0	.143	.250	30-1.4	1	7-0.3
Maryland Totals	32	.461	.678	1271-39.7	602	2520-78.8
Opponent Totals	32	.408	.660	1209-37.8	421	2306-72.1

## ACC TOURNAMENT

Quarterfinals – defeated Georgia Tech, 83-65  
Semifinals – lost to North Carolina, 83-73 (OT)

## NCAA TOURNAMENT


West Region First Round – defeated Utah State, 82-68  
West Region Second Round – defeated Illinois, 67-61  
West Region Semifinal – lost to Arizona, 87-79



**2002 NCAA CHAMPIONS**  
**2004 ACC CHAMPIONS**

# 1998-99

Record: 28-6 H: 13-1 A: 7-3 N: 8-2  
ACC: 13-3, 2nd place  
Postseason: NCAA Sweet Sixteen  
Rankings: AP No. 5, USA Today/NABC No. 8



## TEAM ROSTER

No.	Name	Yr.	Pos.	Ht.	Wt.	Hometown
3	Laron Profit	Sr.	F-G	6-5	202	Charleston, S.C.
5	Juan Dixon	Fr.	G	6-3	152	Baltimore, Md.
12	Terrell Stokes	Sr.	G	6-0	187	Philadelphia, Pa.
15	Danny Miller	Fr.	G	6-8	205	Mt. Holly, N.J.
20	Matt Hahn	Jr.	G	6-0	162	Columbia, Md.
21	LaRon Cephas	So.	F	6-7	223	Wilmington, Del.
23	Steve Francis	Jr.	G	6-3	194	Takoma Park, Md.
31	Norman Fields	Sr.	G	6-0	185	Mt. Vernon, N.Y.
33	Mike Mardesich	So.	C-F	7-0	255	Boston, Mass.
35	Lonny Baxter	Fr.	F	6-8	225	Silver Spring, Md.
44	Terence Morris	So.	F	6-9	205	Frederick, Md.
45	Brian Watkins	Sr.	F	6-9	229	Nashville, Tenn.
54	Obinna Ekezie	Sr.	F-C	6-10	262	Port Harcourt, Nigeria

Head Coach: Gary Williams  
Assistant Coaches: Billy Hahn, Dave Dickerson, Jimmy Patsos

## SEASON STATISTICS

Name	GP	FG%	FT%	Reb.-Avg.	Asst.	Pts.-Avg
Steve Francis	34-33	.523	.790	154-4.5	152	579-17.0
Terence Morris	34-34	.551	.825	242-7.1	67	521-15.3
Laron Profit	34-34	.503	.676	162-4.8	86	494-14.5
Obinna Ekezie	24-23	.488	.693	141-5.9	55	305-12.7
Juan Dixon	34-0	.443	.830	88-2.6	50	250-7.4
Lonny Baxter	32-10	.599	.573	116-3.6	29	217-6.8
Danny Miller	34-0	.482	.532	72-2.1	38	144-4.2
Terrell Stokes	34-34	.421	.667	94-2.8	76	143-4.2
Mike Mardesich	34-0	.350	.528	117-3.4	34	115-3.4
Brian Watkins	19-1	.488	.500	34-1.8	11	50-2.6
LaRon Cephas	15-0	.445	.500	5-0.3	1	21-1.4
Norman Fields	22-1	.286	.778	21-1.0	10	24-1.1
Matt Hahn	14-0	.750	.445	6-0.4	8	10-0.7
Maryland Totals	34	.495	.701	1343-39.5	567	2873-84.5
Opponent Totals	34	.388	.658	1209-35.6	735	2259-66.4

## ACC TOURNAMENT


Quarterfinals - defeated Florida State, 93-69  
Semifinals - lost to North Carolina, 86-79

## NCAA TOURNAMENT

South Region First Round - defeated Valparaiso, 82-60  
South Region Second Round - defeated Creighton, 75-63  
South Region Semifinal - lost to St. John's, 76-63

# 1999-00

Record: 25-10 H: 15-1 A: 4-5 N: 6-4  
ACC: 11-5, 2nd place, ACC Tournament finalist  
Postseason: NCAA Second Round  
Rankings: AP No. 17, USA Today/ESPN No. 25



## TEAM ROSTER

No.	Name	Yr.	Pos.	Ht.	Wt.	Hometown
3	Juan Dixon	So.	G	6-3	152	Baltimore, Md.
4	Earl Badu	So.	G	6-0	167	Baltimore, Md.
11	Calvin McCall	Fr.	G	6-3	200	Orlando, Fla.
12	Drew Nicholas	Fr.	G	6-3	165	Hempstead, N.Y.
15	Danny Miller	So.	G	6-8	205	Mt. Holly, N.J.
20	Matt Hahn	Sr.	G	6-0	162	Columbia, Md.
21	LaRon Cephas	Jr.	F	6-7	223	Wilmington, Del.
25	Steve Blake	Fr.	G	6-3	175	Miami Lakes, Fla.
31	Byron Mouton	Jr.	G-F	6-6	215	Rayne, La.
33	Mike Mardesich	Jr.	C-F	7-0	255	Boston, Mass.
35	Lonny Baxter	So.	F-C	6-8	250	Silver Spring, Md.
44	Terence Morris	Jr.	F	6-9	205	Frederick, Md.
45	Tahj Holden	Fr.	F	6-10	235	Red Bank, N.J.

Head Coach: Gary Williams  
Assistant Coaches: Billy Hahn, Dave Dickerson, Jimmy Patsos

## SEASON STATISTICS

Name	GP	FG%	FT%	Reb.-Avg.	Asst.	Pts.-Avg
Juan Dixon	35-35	.462	.790	192-5.5	127	630-18.0
Terence Morris	34-34	.493	.761	293-8.6	80	537-15.8
Lonny Baxter	35-35	.533	.594	308-8.8	31	547-15.6
Danny Miller	34-34	.449	.654	99-2.9	92	290-8.5
Steve Blake	35-33	.408	.686	106-3.0	217	244-7.0
Drew Nicholas	35-0	.421	.621	38-1.1	50	177-5.1
Tahj Holden	35-3	.432	.672	69-2.0	34	116-3.3
Mike Mardesich	35-0	.426	.625	100-2.9	19	95-2.7
LaRon Cephas	14-0	.391	.429	19-1.4	0	21-1.5
Calvin McCall	13-0	.227	.571	10-0.8	11	14-1.1
Matt Hahn	13-1	.286	.667	3-0.2	6	12-0.9
Earl Badu	4-0	.000	.000	1-0.3	0	0-0.0
Maryland Totals	35	.465	.685	1354-38.7	667	2683-76.7
Opponent Totals	35	.402	.681	1296-37.0	491	2386-68.2

## ACC TOURNAMENT


Quarterfinals - defeated Florida State, 82-61  
Semifinals - defeated NC State, 64-61  
Finals - lost to Duke, 81-68

## NCAA TOURNAMENT

Midwest Region First Round - defeated Iona, 74-59  
Midwest Region Second Round - lost to UCLA, 105-70

# 2000-01

Record: 25-11 H: 11-3 A: 6-3 N: 8-5  
ACC: 10-6, 3rd place  
Postseason: NCAA Final Four  
Rankings: AP No. 11, USA Today/ESPN No. 4



## TEAM ROSTER

No.	Name	Yr.	Pos.	Ht.	Wt.	Hometown
1	Byron Mouton	Jr.	G-F	6-6	215	Rayne, La.
3	Juan Dixon	Jr.	G	6-3	164	Baltimore, Md.
4	Earl Badu	Jr.	G	6-0	160	Baltimore, Md.
11	Calvin McCall	So.	G	6-3	200	Orlando, Fla.
12	Drew Nicholas	So.	G	6-3	160	Hempstead, N.Y.
15	Danny Miller	Jr.	G-F	6-8	220	Mt. Holly, N.J.
21	LaRon Cephas	Sr.	F	6-7	217	Wilmington, Del.
25	Steve Blake	So.	G	6-3	160	Miami Lakes, Fla.
33	Mike Mardesich	Sr.	C	7-0	244	Boston, Mass.
35	Lonny Baxter	Jr.	F-C	6-8	260	Silver Spring, Md.
40	Matt Staninka	Fr.	C	7-4	257	Olney, Md.
44	Terence Morris	Sr.	F	6-9	221	Frederick, Md.
45	Tahj Holden	So.	F	6-10	227	Red Bank, N.J.
54	Chris Wilcox	Fr.	F-C	6-10	210	Whiteville, N.C.

Head Coach: Gary Williams  
Assistant Coaches: Billy Hahn, Dave Dickerson, Jimmy Patsos

## SEASON STATISTICS

Name	GP	FG%	FT%	Reb.-Avg.	Asst.	Pts.-Avg
Juan Dixon	36-36	.483	.865	153-4.3	93	654-18.2
Lonny Baxter	36-35	.566	.592	286-7.9	19	561-15.6
Terence Morris	36-36	.432	.795	277-7.7	68	439-12.2
Byron Mouton	36-30	.508	.779	145-4.0	44	344-9.6
Steve Blake	36-36	.399	.714	108-3.0	248	248-6.9
Drew Nicholas	36-0	.494	.702	56-1.6	86	237-6.9
Danny Miller	36-4	.432	.556	95-2.6	77	174-4.8
Tahj Holden	27-0	.494	.608	61-2.3	15	121-4.5
Mike Mardesich	36-1	.473	.533	92-2.6	16	130-3.6
Chris Wilcox	34-1	.580	.606	73-2.1	16	122-3.6
LaRon Cephas	14-1	.526	.429	15-1.1	1	24-1.7
Calvin McCall	11-0	.308	.600	7-0.6	8	13-1.2
Earl Badu	2-0	.000	.000	0-0.0	1	0-0.0
Maryland Totals	36	.484	.696	1478-41.1	692	3067-85.2
Opponent Totals	36	.404	.708	1299-36.1	444	2605-72.4

## ACC TOURNAMENT

Quarterfinals - defeated Wake Forest, 71-53  
Semifinals - lost to Duke, 84-82

## NCAA TOURNAMENT

West Region First Round - defeated George Mason, 83-80  
West Region Second Round - defeated Georgia State, 79-60  
West Region Semifinals - defeated Georgetown, 76-66  
West Region Finals - defeated Stanford, 87-73  
National Semifinals - lost to Duke, 95-84



# NATIONAL CHAMPIONS

## 2001-02

Record: 32-4 H: 15-0 A: 7-2 N: 8-5

ACC: 15-1, Regular Season Champion

Postseason: NCAA Champion, NCAA East Region #1 Seed

Rankings: AP No. 4, USA Today/ESPN No. 1



### TEAM ROSTER

No.	Name	Yr.	Pos.	Ht.	Wt.	Hometown
1	Byron Mouton	Sr.	G/F	6-6	215	Rayne, La.
3	Juan Dixon	Sr.	G	6-3	164	Baltimore, Md.
4	Earl Badu	Sr.	G	6-0	160	Baltimore, Md.
5	Calvin McCall	Jr.	G	6-3	200	Orlando, Fla.
10	Andre Collins	Fr.	G	5-9	180	Crisfield, Md.
12	Drew Nicholas	Jr.	G	6-3	160	Hempstead, N.Y.
21	Mike Grinnon	Fr.	F	6-6	195	Huntington, N.Y.
25	Steve Blake	Jr.	G	6-3	160	Miami Lakes, Fla.
33	Ryan Randle	Jr.	F	6-9	245	Duncanville, Texas
35	Lonny Baxter	Sr.	F/C	6-8	260	Silver Spring, Md.
45	Tahj Holden	Jr.	F	6-10	247	Red Bank, N.J.
54	Chris Wilcox	So.	F/C	6-10	220	Whiteville, N.C.

Head Coach: Gary Williams

Assistant Coaches: Dave Dickerson, Jimmy Patsos, Matt Kovanik

Director of Basketball Operations: Troy Wainwright

Trainer: J.J. Bush

Strength &amp; Conditioning Coach: Kurtis Shultz

### SEASON STATISTICS

Name	GP	FG%	FT%	Reb.-Avg.	Asst.	Pts.-Avg.
Juan Dixon	36-36	.469	.898	166-4.6	104	735-20.4
Lonny Baxter	35-35	.545	.623	288-8.2	28	533-15.2
Chris Wilcox	36-26	.504	.585	257-7.1	53	432-12.0
Byron Mouton	36-35	.469	.767	180-5.0	74	401-11.1
Steve Blake	36-36	.382	.824	137-3.8	286	287-8.0
Drew Nicholas	36-1	.477	.803	81-2.3	88	255-7.1
Tahj Holden	36-11	.453	.836	96-2.7	42	202-5.6
Ryan Randle	34-0	.524	.563	106-3.1	5	129-3.8
Andre Collins	22-0	.667	.778	12-0.5	19	48-2.2
Calvin McCall	19-0	.526	.500	15-0.8	2	27-1.4
Mike Grinnon	16-0	.286	1.000	5-0.3	4	7-0.4
Earl Badu	12-0	.500	.000	3-0.3	9	4-0.3
<b>Maryland Totals</b>	<b>36</b>	<b>.482</b>	<b>.726</b>	<b>1479-41.1</b>	<b>714</b>	<b>3060-85.0</b>
<b>Opponent Totals</b>	<b>36</b>	<b>.399</b>	<b>.681</b>	<b>1347-37.4</b>	<b>489</b>	<b>2552-70.9</b>

### ACC TOURNAMENT

Quarterfinals — defeated Florida State, 85-59

Semifinals — lost to NC State, 86-82

### NCAA TOURNAMENT

East Region First Round — defeated Siena, 85-70

East Region Second Round — defeated Wisconsin, 87-57

East Region Semifinal — defeated Kentucky, 78-68

East Region Final — defeated Connecticut, 90-82

National Semifinal — defeated Kansas, 97-88

National Championship — defeated Indiana, 64-52




# 2002 NCAA CHAMPIONS

# 2004 ACC CHAMPIONS

## 2002-03

Record: 21-10 H: 14-2 A: 4-4 N: 3-4  
 ACC: 11-5, T-2nd place  
 Postseason: NCAA Sweet Sixteen  
 Rankings: AP No. 17, USA Today/ESPN No. 10



### TEAM ROSTER

No.	Name	Yr.	Pos.	Ht.	Wt.	Hometown
1	Jamar Smith	Jr.	F/C	6-9	239	Sicklerville, N.J.
2	Andre Collins	So.	G	5-9	160	Crisfield, Md.
4	Travis Garrison	So.	F/C	6-8	234	Suitland, Md.
5	Calvin McCall	Sr.	G	6-3	210	Orlando, Fla.
11	John Gilchrist	Fr.	G	6-3	190	Virginia Beach, Va.
12	Drew Nicholas	Sr.	G	6-3	165	Hempstead, N.Y.
13	Chris McCray	Fr.	G	6-4	166	Capital Heights, Md.
20	Darien Henry	So.	F	6-6	202	Roxbury, N.J.
21	Mike Grinnon	So.	F	6-6	198	Huntington, N.Y.
22	Nik Caner-Medley	Fr.	F	6-8	220	Portland, Maine
25	Steve Blake	Sr.	G	6-3	172	Miami Lakes, Fla.
33	Ryan Randle	Sr.	F/C	6-9	245	Duncanville, Texas
45	Tahj Holden	Sr.	F/C	6-10	270	Red Bank, N.J.

Head Coach: Gary Williams

Assistant Coaches: Dave Dickerson, Jimmy Patsos, Matt Kovarik

### SEASON STATISTICS

Name	GP	FG%	FT%	Reb.-Avg.	Asst.	Pts.-Avg.
Drew Nicholas	31-31	.440	.852	119-3.8	83	552-17.8
Ryan Randle	31-31	.496	.611	224-7.2	26	395-12.7
Steve Blake	31-31	.415	.819	114-3.7	221	360-11.6
Tahj Holden	30-25	.407	.711	132-4.4	53	260-8.7
Nik Caner-Medley	31-18	.536	.581	110-3.5	30	260-8.7
Jamar Smith	30-0	.481	.545	118-3.9	9	176-5.9
Calvin McCall	29-13	.465	.733	98-3.4	44	140-4.8
John Gilchrist	31-0	.588	.688	65-2.1	52	142-4.6
Travis Garrison	30-6	.469	.684	93-3.1	15	119-4.0
Chris McCray	24-0	.431	.652	38-1.6	18	75-3.1
Andre Collins	19-0	.516	.500	7-0.4	17	41-2.2
Mike Grinnon	11-0	.455	.667	10-0.9	3	18-1.6
Darien Henry	9-0	.500	.500	8-0.9	2	11-1.2
Maryland Totals	31	.464	.713	1241-40.0	573	2472-79.7
Opponent Totals	31	.378	.700	1156-37.3	399	2069-66.7

### ACC TOURNAMENT

Quarterfinals - lost to North Carolina, 84-72

### NCAA TOURNAMENT

South Region First Round - defeated UNC Wilmington, 75-73  
 South Region Second Round - defeated Xavier, 77-64  
 South Region Semifinals - lost to Michigan State, 60-58

## 2003-04

Record: 20-12 H: 12-4 A: 4-5 N: 4-3  
 ACC: 7-9, 6th place, ACC Tournament champion  
 Postseason: NCAA Second Round  
 Rankings: AP No. 19, USA Today/ESPN No. 24



### TEAM ROSTER

No.	Name	Yr.	Pos.	Ht.	Wt.	Hometown
1	Jamar Smith	Sr.	F/C	6-9	239	Sicklerville, N.J.
4	Travis Garrison	So.	F	6-8	236	Suitland, Md.
5	D.J. Strawberry	Fr.	G	6-5	183	Corona, Calif.
11	John Gilchrist	So.	G	6-3	199	Virginia Beach, Va.
13	Chris McCray	So.	G	6-5	180	Capitol Heights, Md.
20	Darien Henry	Jr.	F	6-6	204	Roxbury, N.J.
21	Mike Grinnon	Jr.	F	6-6	211	Huntington, N.Y.
22	Nik Caner-Medley	So.	F	6-8	233	Portland, Maine
23	Mike Jones	Fr.	G	6-5	196	Dorchester, Mass.
25	Ekene Ibekwe	Fr.	F	6-9	211	Carson, Calif.
31	Will Bowers	Fr.	C	7-1	245	Hanover, Md.
44	Hassan Fofana	Fr.	F/C	6-10	290	Weston, Mass.

Head Coach: Gary Williams

Assistant Coaches: Dave Dickerson, Jimmy Patsos, Matt Kovarik

### SEASON STATISTICS

Name	GP	FG%	FT%	Reb.-Avg.	Asst.	Pts.-Avg.
John Gilchrist	32-30	.474	.702	144-4.5	159	492-15.4
Jamar Smith	32-32	.421	.472	283-8.8	39	418-13.1
Nik Caner-Medley	32-32	.433	.657	151-4.7	55	389-12.2
Chris McCray	32-30	.444	.822	122-3.8	90	352-11.0
Travis Garrison	32-25	.414	.729	165-5.2	21	251-7.8
D.J. Strawberry	31-3	.489	.526	87-2.8	41	192-6.2
Ekene Ibekwe	32-7	.504	.516	124-3.9	10	157-4.9
Mike Jones	30-0	.391	.761	56-1.9	15	146-4.9
Hassan Fofana	28-0	.326	.440	47-1.7	2	39-1.4
Will Bowers	19-0	.308	.615	22-1.2	4	16-0.8
Andre Collins	6-1	.467	.000	7-1.2	10	15-2.5
Mike Grinnon	11-0	.333	.667	11-1.0	5	6-0.5
Darien Henry	9-0	.500	.000	2-0.2	0	4-0.4
Maryland Totals	32	.441	.631	1322-41.3	451	2477-77.4
Opponent Totals	32	.405	.720	1233-38.5	409	2308-72.1

### ACC TOURNAMENT

Quarterfinals - defeated Wake Forest, 87-86

Semifinals - defeated NC State, 85-82

Championship - defeated Duke, 95-87 (OT)

### NCAA TOURNAMENT

Denver Region First Round - defeated UTEP, 86-83  
 Denver Region Second Round - lost to Syracuse, 72-70

## 2006-07

Record: 25-9 H: 17-2 A: 6-4 N: 2-3  
 ACC: 10-6, T-3rd place  
 Postseason: NCAA Second Round  
 Rankings: AP No. 18, USA Today/ESPN No. 23



### TEAM ROSTER

No.	Name	Yr.	Pos.	Ht.	Wt.	Hometown
1	Landon Milbourne	Fr.	F	6-7	205	Roswell, Ga.
2	D.J. Strawberry	Sr.	G	6-5	201	Corona, Calif.
5	Eric Hayes	Fr.	G	6-3	175	Dumfries, Va.
15	James Gist	Jr.	F	6-8	223	Silver Spring, Md.
21	Greivis Vasquez	Fr.	G	6-5	195	Caracas, Venezuela
23	Mike Jones	Sr.	G	6-5	204	Dorchester, Mass.
24	Parrish Brown	Sr.	G	6-1	175	Chicago, Ill.
25	Ekene Ibekwe	Sr.	F	6-9	220	Carson, Calif.
31	Will Bowers	Sr.	C	7-1	262	Hanover, Md.
32	Jerome Burney	Fr.	F	6-9	210	Atlanta, Ga.
33	Gini Chukura	Sr.	F	6-5	210	Silver Spring, Md.
35	Dave Neal	So.	F	6-7	255	McLean, Va.
50	Bambale Osby	Jr.	F	6-8	250	Richmond, Va.

Head Coach: Gary Williams

Assistant Coaches: Michael Adams, Chuck Driesell, Keith Booth

### SEASON STATISTICS

Name	GP	FG%	FT%	Reb.-Avg.	Asst.	Pts.-Avg.
D.J. Strawberry	34-34	.477	.685	151-4.4	119	505-14.9
Mike Jones	34-33	.469	.791	110-3.2	47	468-13.8
James Gist	34-33	.535	.709	246-7.2	45	430-12.6
Ekene Ibekwe	33-32	.494	.636	256-7.8	27	344-10.4
Greivis Vasquez	34-22	.444	.798	112-3.3	157	334-9.8
Bambale Osby	34-2	.563	.587	131-3.9	16	198-5.8
Eric Hayes	34-11	.420	.912	64-1.9	132	163-4.8
Parrish Brown	31-2	.405	.652	40-1.3	28	96-3.1
Will Bowers	34-1	.439	.667	61-1.8	10	74-2.2
Dave Neal	27-0	.419	.727	32-1.2	1	44-1.6
Landon Milbourne	16-0	.357	.500	12-0.8	4	16-1.0
Jason McAlpin	8-0	.400	.000	3-0.4	0	6-0.8
Gini Chukura	10-0	.429	.000	6-0.6	1	7-0.7
TEAM				101-3.1		
Maryland Totals	34	.478	.695	1325-39.0	587	2685-79.0
Opponent Totals	34	.389	.694	1256-36.9	396	2295-67.5

### ACC TOURNAMENT

Quarterfinals - lost to Miami, 67-62

### NCAA TOURNAMENT

East Region First Round - defeated Davidson, 82-70  
 East Region Second Round - lost to Butler, 62-59

# HONORED JERSEYS

Maryland athletics honors the jersey numbers of 15 Terrapin greats. Along with the coach of the 2002 national champions, each is honored with a banner hung from the rafters of Comcast Center.

**BOSEY  
BERGER**  
ALL-AMERICA  
1931 • 1932

**GENE  
SHUE**  
ALL-AMERICA  
1953 • 1954

**TOM  
McMILLEN**  
ALL-AMERICA  
1972 • 1973 • 1974



**6**



**25**



**54**

**6-2, FORWARD**  
**FORT MYER, VA.**  
**PLAYED: 1929-32**

**6-2, FORWARD**  
**BALTIMORE, MD.**  
**PLAYED: 1952-54**

**6-11, FORWARD**  
**MANSFIELD, PA.**  
**PLAYED: 1972-74**



Louis "Bosey" Berger was regarded as one of the greatest athletes in the history of Maryland athletics ... a two-time All-America selection and a consensus pick in 1932... his selection is considered a great feat because Maryland was an agricultural school at the time and not among the athletic giants ... considered one of the best all-around players of his time ... led Maryland to the 1931 Southern Conference championship, averaging a conference-high 19.1 points over the nine-game conference season ... also played baseball and signed a professional contract with the Cleveland Indians upon graduation ... played in the major leagues for six years, with the Cleveland Indians, Chicago White Sox and Boston Red Sox ... left baseball with a .236 lifetime average.

Terps' first high profile basketball star ... earned Converse and Helms Foundation All-America honors as a senior, while averaging 21.8 points a game ... scored 654 points in 1953 ... scored 40 points against Wake Forest in the 1953 Southern Conference tournament and selected as the tournament MVP ... school record-holder in career scoring until 1974 ... was the third overall player selected in the 1954 NBA Draft by the Philadelphia Warriors ... was All-Pro twice and a five-time NBA All-Star during his 10-year NBA career with the Warriors, New York Knickerbockers, Ft. Wayne/Detroit Pistons and Baltimore Bullets ... enjoyed a successful career as a head coach in the NBA with the Washington Bullets, Philadelphia 76ers, San Diego and Los Angeles Clippers ... was twice named as the NBA Coach of the Year ... was general manager of the Philadelphia 76ers.

Averaged 20.5 points and 9.8 rebounds during his three-year career ... was selected as a three-time All-American and a three-time Academic All-American ... one of only three Terps to average more than 20 points per game in successive seasons and is one of two players in school history with a career scoring average over 20 points per game ... led Maryland to the 1972 National Invitation Tournament championship, earning tournament MVP honors ... earned a silver medal for the United States in the 1972 Olympic Games ... played in the NBA for 11 seasons with Buffalo, Atlanta, New York and Washington ... put his professional basketball career on hold one year directly out of college in order to fulfill his Rhodes Scholarship obligations by studying for a year at Oxford ... was elected to the U.S. Congress from Maryland's 4th district in 1986 ... served as Co-Chair of the President's Commission on Physical Fitness.

**SHUE'S CAREER STATISTICS**

YEAR	GP	FGM-FGA	PCT.	FTM-FTA	PCT.	AST	REB	PTS-Avg.
1951-52	21	—	—	—	—	—	—	224-10.6
1952-53	23	176-375	.469	156-223	.700	—	—	508-22.1
1953-54	30	237-469	.505	180-228	.789	—	—	654-21.8
Career	74	—	—	—	—	—	—	1386-18.7

**McMILLEN'S CAREER STATISTICS**

YEAR	GP	FGM-FGA	PCT.	FTM-FTA	PCT.	AST	REB	PTS-Avg.
1971-72	32	235-428	.549	197-241	.817	33	306-9.6	667-20.8
1972-73	29	250-427	.585	116-145	.800	28	284-9.8	616-21.2
1973-74	27	214-404	.530	96-126	.762	41	269-10.0	524-19.4
Career	88	699-1259	.555	409-512	.799	102	859-9.8	1807-20.5

**LEN  
ELMORE**  
**ALL-AMERICA**  
**1974**



**41**

**6-9, CENTER**  
**SPRINGFIELD GARDENS, N.Y.**  
**PLAYED: 1972-74**




The best rebounder in Maryland history and one of the nation's best ever ... rebounding prowess earned a spot on most 1974 All-America squads along with offensive-minded teammates Tom McMillen and John Lucas ... only player in Maryland history with more than 1,000 career rebounds (1,053) ... 412 rebounds and 14.7 average in 1974 are school records ... career rebounding average of 12.2 rebounds a game is also the Maryland record ... three-time All-ACC selection ... Maryland MVP in 1973 and its Outstanding Senior in 1974 ... drafted in the first round of the 1974 NBA Draft by the Washington Bullets, but chose to sign with the Indiana Pacers of the American Basketball Association ... spent 10 seasons in the NBA and ABA with the Pacers, Kansas City Kings, Milwaukee Bucks, New Jersey Nets and New York Knicks ... upon leaving professional basketball, enrolled in Harvard Law school and graduated in 1987 ... the first former pro basketball player to graduate from the prestigious law school.

**ELMORE'S CAREER STATISTICS**

YEAR	GP	FGM-FGA	PCT.	FTM-FTA	PCT.	AST	REB	PTS-Avg.
1971-72	32	126-273	.462	95-126	.754	37	351-11.0	347-10.8
1972-73	26	112-239	.469	37-61	.607	35	290-11.2	261-10.0
1973-74	28	170-324	.525	69-91	.758	48	412-14.7	409-14.6
<b>Career</b>	<b>86</b>	<b>408-836</b>	<b>.488</b>	<b>201-278</b>	<b>.723</b>	<b>120</b>	<b>1053-12.2</b>	<b>1017-11.8</b>

**JOHN  
LUCAS**  
**ALL-AMERICA**  
**1974 • 1975**



**15**

**6-4, GUARD**  
**DURHAM, N.C.**  
**PLAYED: 1973-76**




Three-time All-America selection who is considered by many as the greatest guard in the history of the Terps' program ... first Maryland player to earn first team All-ACC honors in three straight seasons ... the No. 5 all-time Maryland scorer with 2,015 points ... No. 4 on the school's all-time assists list ... the Terps finished ranked No. 8 (1973), No. 4 (1974), and No. 5 (1975) in the final Associated Press polls with Lucas as their point guard ... was also a collegiate All-American in tennis, a sport in which he was a two-time ACC singles champion and earned that same honor in doubles play ... No. 1 selection in the 1976 NBA college draft ... played 14 seasons in the NBA with the Rockets, Golden State Warriors, Washington Bullets, San Antonio Spurs, Milwaukee Bucks and Seattle SuperSonics ... after his playing days ended, he was the head coach of the San Antonio Spurs and Philadelphia 76ers, and was named as head coach of the Cleveland Cavaliers in 2001.

**LUCAS' CAREER STATISTICS**


YEAR	GP	FGM-FGA	PCT.	FTM-FTA	PCT.	AST	REB	PTS-Avg.
1972-73	30	190-353	.538	45-64	.703	178	83-2.8	425-14.2
1973-74	28	253-495	.511	68-77	.753	159	82-2.9	564-20.1
1974-75	24	186-339	.549	97-116	.836	91	100-4.2	469-19.5
1975-76	28	233-456	.511	91-117	.778	86	109-3.9	557-19.9
<b>Career</b>	<b>110</b>	<b>862-1643</b>	<b>.518</b>	<b>291-374</b>	<b>.778</b>	<b>514</b>	<b>374-3.4</b>	<b>2015-18.3</b>

**ALBERT  
KING**  
**ALL-AMERICA**  
**1980 • 1981**



**55**

**6-7, FORWARD**  
**BROOKLYN, N.Y.**  
**PLAYED: 1978-81**



One of the most prolific scorers in school history, King is one of only a handful of players to average in double figures during each of his four seasons ... ranks as the No. 3 all-time Maryland scorer with 2,058 career points ... his career scoring average of 17.4 points per game is the sixth-best in school history ... 38 points vs. Clemson in 1980 is a Maryland record in ACC Tournament games ... shared the 1981 team MVP Award with Buck Williams after winning the award outright in 1980 ... was the ACC Player of the Year in 1980 and a first team All-ACC selection again in 1981 ... came to Maryland regarded as the nation's top high school recruit, having averaged 38.6 points and 22 rebounds as a high school senior ... picked in the first round, the 10th selection overall, of the 1981 NBA college draft by the New Jersey Nets ... spent nine NBA seasons with the Nets, 76ers, San Antonio Spurs and Washington Bullets ... his brother, Bernard, is also a former NBA star and league scoring champion.

**KING'S CAREER STATISTICS**


YEAR	GP	FGM-FGA	PCT.	FTM-FTA	PCT.	AST	REB	PTS-Avg.
1977-78	28	164-327	.502	53-82	.646	64	187-6.7	381-13.6
1978-79	28	191-387	.494	62-81	.765	62	144-5.1	444-15.9
1979-80	31	275-497	.553	124-151	.821	86	207-6.7	674-21.7
1980-81	31	232-462	.502	95-117	.812	92	177-5.7	559-18.0
<b>Career</b>	<b>118</b>	<b>862-1673</b>	<b>.515</b>	<b>334-431</b>	<b>.766</b>	<b>304</b>	<b>715-6.1</b>	<b>2058-17.4</b>



**2002 NCAA CHAMPIONS**  
**2004 ACC CHAMPIONS**

**BUCK WILLIAMS**

**ALL-AMERICA**  
**1981**



**52**

**6-8, CENTER/FORWARD**  
**ROCKY MOUNT, N.C.**  
**PLAYED: 1979-81**




An outstanding scorer and extraordinary rebounder, Williams earned All-America honors following his junior season ... entered the NBA following his junior season ... averaged 15.6 points and 11.7 rebounds a game as a junior ... he is the No. 4 rebounder in Maryland history with 928 career rebounds ... career average of 10.9 rebounds a game is second-best in school history ... averaged double-figure scoring in each of his three seasons while registering the school's best-ever career field goal shooting percentage - 61.5 percent ... led the ACC in rebounding as a freshman in 1978-79, was third in 1979-80 and second during the 1980-81 season ... a member of the 1980 U.S. Olympic team that did not compete in the Moscow Olympic Games ... applied for a hardship waiver into the NBA college draft in 1981 and was selected as the No. 3 player overall by the New Jersey Nets ... named as the NBA Rookie of the Year in 1982 ... played 18 seasons in the NBA with the Nets, Portland Trail Blazers and the New York Knicks.

**WILLIAMS' CAREER STATISTICS**

YEAR	GP	FGM-FGA	PCT.	FTM-FTA	PCT.	AST	REB	PTS-Avg.
1978-79	30	120-206	.583	60-109	.550	18	323-10.8	300-10.0
1979-80	24	143-236	.606	85-128	.664	27	242-10.1	371-15.5
1980-81	31	183-283	.647	116-182	.637	31	363-11.7	482-15.5
<b>Career</b>	<b>85</b>	<b>446-725</b>	<b>.615</b>	<b>261-419</b>	<b>.623</b>	<b>76</b>	<b>928-10.9</b>	<b>1153-13.6</b>

**LEN BIAS**

**ALL-AMERICA**  
**1985 • 1986**



**34**

**6-8, FORWARD**  
**LANDOVER, MD.**  
**PLAYED: 1983-86**



Unanimous choice on almost every All-America squad following his senior season ... he was a third-team All-America selection in 1985, as a junior ... only Terp ever to be named the ACC Player of the Year twice (in 1985 and 1986) ... Bias is the Terps' second all-time leading scorer with 2,149 career points ... he holds two of the school's top four single-season marks ... led the ACC in scoring two straight years ... his best scoring performance, 41 points at Duke in 1986, ranks as the third-best single-game performance in school history and is the top performance by a Terp in a road game ... is No. 9 on the Maryland career rebounding list with 745 total rebounds ... is No. 9 on the school's career shot-blocked list with 87 ... he was the No. 2 pick overall in the 1986 National Basketball Association college draft, taken by the Boston Celtics.

**BIAS' CAREER STATISTICS**

YEAR	GP	FGM-FGA	PCT.	FTM-FTA	PCT.	AST	REB	PTS-Avg.
1982-83	30	86-180	.478	42-66	.636	22	125-4.2	217-7.2
1983-84	32	211-372	.567	66-86	.767	48	145-4.5	488-15.2
1984-85	37	274-519	.528	153-197	.777	65	251-6.8	701-18.9
1985-86	32	267-491	.544	209-242	.864	33	224-7.0	743-23.2
<b>Career</b>	<b>131</b>	<b>838-1,562</b>	<b>.536</b>	<b>470-591</b>	<b>.795</b>	<b>168</b>	<b>745-5.7</b>	<b>2149-16.4</b>


**WALT WILLIAMS**

**ALL-AMERICA**  
**1992**



**42**

**6-8, FORWARD/GUARD**  
**TEMPLE HILLS, MD.**  
**PLAYED: 1989-92**




One of the most versatile players in the history of the program ... played for the Terps for four seasons despite the opportunity to turn professional early, or transfer to another school because of the Terps' NCAA sanctions ... his loyalty to Maryland was one of the key reasons why Maryland was able to field competitive teams during that period ... broke season records with 776 points and a 26.8 average as a senior ... recorded a nation's best seven-game streak of 30 points or more as a senior ... finalist for the Wooden and Naismith Player of the Year awards as a senior ... closed his career as the school's No. 11 all-time scorer with 1,704 points ... totaled 11 games with 30 or more points during his senior season and had 14 such games during his career ... scored a career-high of 39 points versus Wake Forest in 1992 ... drafted by the Sacramento Kings in the first round of the NBA college draft, the 7th pick overall ... has played for Miami, Toronto, Portland, Houston and Dallas in the NBA.

**WILLIAMS' CAREER STATISTICS**

YEAR	GP	FGM-FGA	PCT.	FTM-FTA	PCT.	AST	REB	PTS-Avg.
1988-89	26	75-170	.441	33-53	.623	66	92-3.5	190-7.3
1989-90	33	143-296	.483	104-134	.776	149	138-4.2	420-12.7
1990-91	17	109-243	.449	72-86	.837	91	86-5.1	318-18.7

**JOE SMITH**  
**ALL-AMERICA**  
**1994 • 1995**



**32**

**6-10, FORWARD/CENTER**  
**NORFOLK, VA.**  
**PLAYED: 1994-95**



The consensus selection as the 1995 National Collegiate Player of the Year ... earned six National Player of the Year selections overall ... was named the Atlantic Coast Conference Player of the Year and UPI third team All-American as a freshman ... he became one of only three sophomores in the history of the conference to earn player of the year honors, joining only NC State's David Thompson and Virginia's Ralph Sampson ... an All-ACC first-team selection in both his freshman and sophomore seasons ... averaged 20.8 points and 10.7 rebounds as a sophomore ... averaged 20.1 points and 10.7 rebounds for his 64-game career — he is one of only five players in school history to average a double/double for his entire career ... the No. 1 overall selection in the 1995 NBA Draft by the Golden State Warriors ... currently a member of the Minnesota Timberwolves.

**SMITH'S CAREER STATISTICS**


YEAR	GP	FGM-FGA	PCT.	FTM-FTA	PCT.	AST	REB	PTS-Avg.
1993-94	30	206-395	.522	168-229	.734	25	321-10.7	582-19.4
1994-95	34	245-424	.578	209-282	.741	40	362-10.7	708-20.8
<b>Career</b>	<b>64</b>	<b>451-819</b>	<b>.550</b>	<b>377-511</b>	<b>.737</b>	<b>65</b>	<b>683-10.7</b>	<b>1290-20.1</b>

**KEITH BOOTH**  
**ALL-AMERICA**  
**1997**



**22**

**6-6, FORWARD**  
**BALTIMORE, MD.**  
**PLAYED: 1994-97**



AP third team All-America selection and a consensus first-team selection his senior season, 1997 ... received two votes in the ACC Player-of-the-Year voting - the only player besides Wake Forest's Tim Duncan to receive voting consideration ... a four-time All-ACC honoree, he earned first team honors as a senior, third team as a junior, and honorable mention designation during his freshman and sophomore seasons ... played on four NCAA Tournament teams ... school's record holder with 576 career free throws ... grabbed a career-high and school-record 213 free throws made as a senior ... a first round selection of the Chicago Bulls in the 1997 NBA Draft ... became only the second player in school history to play for an NBA World Championship team as the Bulls won the 1998 NBA championship.

**BOOTH'S CAREER STATISTICS**

YEAR	GP	FGM-FGA	PCT.	FTM-FTA	PCT.	AST	REB	PTS-Avg.
1993-94	30	113-249	.454	87-149	.584	65	183-6.1	324-10.8
1994-95	34	126-277	.455	114-164	.695	76	247-7.3	369-10.9
1995-96	30	145-328	.442	162-214	.757	73	233-7.8	459-15.3
1996-97	32	205-437	.469	213-297	.717	82	253-7.9	624-19.5
<b>Career</b>	<b>126</b>	<b>589-1,291</b>	<b>.456</b>	<b>576-824</b>	<b>.699</b>	<b>296</b>	<b>916-7.3</b>	<b>1776-14.1</b>

**STEVE FRANCIS**  
**ALL-AMERICA**  
**1999**



**23**

**6-3, GUARD**  
**TAKOMA PARK, MD.**  
**PLAYED: 1999**




A second team All-America selection following his outstanding junior season at Maryland ... All-ACC first team and ACC All-Tournament first team selection ... finished fourth in the balloting for ACC Player of the Year in 1999 ... named the Division I newcomer of the year and a first team All-American by Sports Illustrated ... finalist for the Naismith and Wooden awards as the collegiate player of the year ... All-America second-team by Eastern Basketball ... All-ACC defensive team by the ACC coaches ... earned Most Valuable Player honors at the BB&T Classic in Washington, D.C., as he helped lead Maryland past No. 5 Stanford and NIT participant DePaul ... selected to the all-tournament team at the Puerto Rico Shootout ... selected by the Vancouver Grizzlies as the second overall pick in the first round of the 1999 NBA Draft and later traded to the Houston Rockets ... named NBA Co-Rookie of the Year in 2000 and voted to the NBA All-Star Game in 2002.

**FRANCIS' CAREER STATISTICS**

YEAR	GP	FGM-FGA	PCT.	FTM-FTA	PCT.	AST	REB	PTS-Avg.
1998-99	34	205-392	.523	124-157	.790	152	154-4.5	579-17.0


**2002 NCAA CHAMPIONS**  
**2004 ACC CHAMPIONS**

**JUAN DIXON**  
**ALL-AMERICA**  
**2001 • 2002**



**3**

**6-3, GUARD**  
**BALTIMORE, MD.**  
**PLAYED: 1999-2002**




Led Terps in scoring and steals in three straight seasons, and led Maryland to its first NCAA title ... consensus All-American as a senior, earning ACC Player of the Year and NCAA Final Four MVP honors in 2002 ... led Maryland to consecutive Final Four appearances, and became UM's all-time scoring champ with 2,269 points ... third in voting for the 2002 Wooden Award ... winner of the Chip Hilton Award and Senior CLASS Award ... only Terp besides John Lucas to be named first team All-ACC in three straight seasons ... ended college career as the only player in NCAA history with 2,000 points, 300 steals and 200 three-pointers ... 9th in NCAA Tournament history in scoring for a career (294) and single tournament (155 in 2002) ... the winningest Terp ever with 110 victories, and never fouled out in 141 career games ... second in Maryland and ACC history, and 12th in NCAA history, with 333 career steals ... scored in double digits in 54 straight games to end his career, the second longest streak in Terp history ... joined Lonny Baxter to become the highest-scoring tandem (4,127 points) in NCAA history to win a national championship ... selected 17th overall by the Washington Wizards in the 2002 NBA draft.

**DIXON'S CAREER STATISTICS**


YEAR	GP	FGM-FGA	PCT.	FTM-FTA	PCT.	AST	REB	PTS-Avg.
1998-99	34	85-192	.443	44-53	.830	47	88-2.6	250-7.4
1999-00	35	234-506	.462	113-143	.790	127	192-5.5	630-18.0
2000-01	34	235-508	.463	128-148	.865	93	158-4.6	684-20.1
2001-02	36	251-535	.469	141-157	.898	104	166-4.6	735-20.4
<b>Career</b>	<b>141</b>	<b>802-1713</b>	<b>.468</b>	<b>426-501</b>	<b>.850</b>	<b>371</b>	<b>599-4.2</b>	<b>2269-16.1</b>

**LONNY BAXTER**  
**ALL-AMERICA**  
**2002**



**35**

**6-8, FORWARD/CENTER**  
**SILVER SPRING, MD.**  
**PLAYED: 1999-2002**

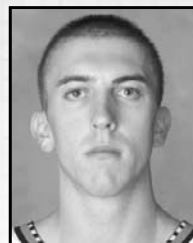


A powerful bruiser with excellent hands and touch around the basket helped him become just the 10th player in NCAA history to earn NCAA Regional MVP honors in consecutive seasons ... member of the Wooden Award All-America Team in 2002 while helping lead the Terps to their first national championship ... guided Maryland to Final Four appearances in 2001 and 2002 ... shares the Maryland record for most starts in a career in the NCAA tournament (16) ... finished his career as Maryland's second-leading rebounder and sixth-leading scorer of all-time ... two rebounds shy of becoming the second player in school history with 1,000 rebounds ... two rebounds shy of becoming the first player in Maryland history with 1,500 points and 1,000 rebounds ... three-time All-ACC recipient, earning first team honors in 2000, and second team accolades as a junior and senior ... combined with Juan Dixon to be the highest-scoring tandem (4,127 points) in NCAA history to win a national championship ... with Dixon, joined Len Elmore and Tom McMillen (1974) as the only other pair of first team All-Americans on the same team in Maryland history ... selected with the 44th pick of the 2002 NBA draft by the Chicago Bulls.

**BAXTER'S CAREER STATISTICS**


YEAR	GP	FGM-FGA	PCT.	FTM-FTA	PCT.	AST	REB	PTS-Avg.
1998-99	32	82-137	.599	51-89	.573	18	116-3.6	217-6.8
1999-00	35	218-409	.533	111-187	.594	31	308-8.8	547-15.6
2000-01	36	219-387	.566	122-206	.592	19	286-7.9	561-15.6
2001-02	35	193-354	.545	147-236	.623	28	288-8.2	533-15.2
<b>Career</b>	<b>138</b>	<b>712-1287</b>	<b>.553</b>	<b>431-718</b>	<b>.600</b>	<b>96</b>	<b>998-7.2</b>	<b>1858-13.5</b>

**STEVE BLAKE**



**25**

**6-3, GUARD**  
**MIAMI LAKES, FLA.**  
**PLAYED: 2000-03**



Elite playmaker who started for the Terps for four years at point guard and finished his career as Maryland's all-time leader in assists, games started and minutes played ... finished his career fifth on the NCAA's all-time assists chart with 972 and fourth in ACC career assists behind Bobby Hurley (1,076), Chris Corchiani (1,038) and Ed Cota (1,030) ... AP Honorable Mention All-America selection and first team All-ACC choice as a senior ... a semifinalist for the Wooden Award and Naismith National Player of the Year Award ... led the ACC in assists as a sophomore, junior and senior ... the only player in ACC history with 1,000 points, 800 assists, 400 rebounds and 200 steals ... joined UNC's Ed Cota as just the second player in ACC history with 1,000 points, 800 assists and 400 rebounds ... played every game of his four-year career which included three Sweet Sixteen appearances, two trips to the Final Four, a national title and 15 NCAA Tournament games ... Maryland was 103-35 with Blake as its point guard overall, 13-3 in the NCAA Tournament ... contributed in 51 career ACC victories ... 4,312 minutes played more than any player in Maryland history ... selected in the second round of the 2003 NBA Draft by the Washington Wizards.

**BLAKE'S CAREER STATISTICS**

YEAR	GP	FGM-FGA	PCT.	FTM-FTA	PCT.	AST	REB	PTS-Avg.
1999-00	35	86-211	.408	35-51	.686	217	106-3.0	244-7.0
2000-01	36	83-208	.399	45-63	.714	248	108-3.0	248-6.9
2001-02	36	91-238	.382	61-74	.824	286	137-3.8	287-8.0
2002-03	31	114-275	.415	68-83	.819	221	114-3.7	360-11.6
<b>TOTAL</b>	<b>138</b>	<b>374-932</b>	<b>.401</b>	<b>209-271</b>	<b>.771</b>	<b>973</b>	<b>465-3.4</b>	<b>1139-8.3</b>



# AWARD WINNERS

## NATIONAL HONORS

### NATIONAL PLAYER OF THE YEAR

Player	Year	Selection Board or Panel
Joe Smith	1995	AP, UPI, Naismith

### NATIONAL COACH OF THE YEAR

Coach	Year	Selection Board or Panel
Gary Williams	2001	Playboy
Gary Williams	2002	Basketball America
	2002	CBSportsline.com
	2002	Winged Foot Award (New York Athletic Club)
	2002	Victor Award (Nat'l Academy of Sports Editors)

### ALL-AMERICANS

Player	Year	Selection Board or Panel
Louis Berger	1931	HF
	1932 *	CV-1st Team, HF
Gene Shue	1953	CV-2nd Team
	1954	CV-2nd Team, HF
Tom McMillen	1972	CV-2nd Team, AP-3rd Team, UPI-3rd Team
	1973	CV-1st Team, NABC-2nd Team, UPI-2nd Team, AP-3rd Team
	1974	CV-1st Team, NABC-2nd Team, UPI-2nd Team, AP-3rd Team
Len Elmore	1974	CV-1st Team, BW-1st Team, AP-2nd Team, NABC-2nd Team, UPI-2nd Team
John Lucas	1974	AP-2nd Team, CV-2nd Team, NABC-3rd Team
	1975 *	CV-1st Team, NABC-1st Team, UPI-1st Team, BW-1st Team, AP-2nd Team
	1976 *	AP-1st Team, CV-1st Team, UPI-1st Team, BW-1st Team
Albert King	1980	AP-1st Team, CV-2nd Team, NABC-2nd Team, UPI-2nd Team
	1981	UPI-2nd Team, NABC-3rd Team
Buck Williams	1981	CV-2nd Team
Len Bias	1985	AP-2nd Team, BW-2nd Team, NABC-2nd Team
	1986 *	AP-1st Team, NABC-1st Team, UPI-1st Team, BW-1st Team
Walt Williams	1992	AP-2nd Team, UPI-2nd Team, BW-2nd Team
Joe Smith	1994	UPI-3rd Team
	1995 *	AP-1st Team, NABC-1st Team, UPI-1st Team, BW-1st Team
Keith Booth	1997	AP-3rd Team, NABC-3rd Team
Steve Francis	1999	BW-2nd Team, AP-2nd Team, NABC-2nd Team, TSN-2nd Team
Juan Dixon	2001	BW-3rd Team, NABC-3rd Team
	2002 *	AP-1st Team, NABC-1st Team, BW-1st Team, TSN-1st Team, WD-1st Team
Lonny Baxter	2002	WD-1st Team

### ACADEMIC ALL-AMERICANS

Player	Year	Selection Board or Panel
Tom McMillen	1972	GTE/CoSIDA-1st Team
Tom McMillen	1973	GTE/CoSIDA-1st Team
Tom McMillen	1974	GTE/CoSIDA-1st Team
Greg Manning	1981	GTE/CoSIDA-2nd Team
Matt Roe	1991	GTE/CoSIDA-1st Team

\* Consensus All-Americans are determined by first team selections on a majority of major All-America teams

AP-Associated Press; NABC-Basketball Coaches; BT-Basketball Times; BW-Basketball Writers; CV-Converse; HF-Helms Foundation; TSN-The Sporting News; UPI-United Press International; WD-Wooden Award

### ACC

#### HONORS

##### ACC PLAYER OF THE YEAR

1983-84	Ben Coleman (2nd)	
1984-85	Ben Coleman (2nd)	
	Len Bias (1st)	
	Adrian Branch (2nd)	
1985-86	Len Bias (1st)	
1986-87	Derrick Lewis (2nd)	
1988-89	Tony Massenburg (3rd)	
	Jerrold Mustaf (3rd)	
1990-91	Matt Roe (3rd)	
1991-92	Walt Williams (1st)	
1993-94	Joe Smith (1st)	

##### ACC ROOKIE OF THE YEAR

1978-79	Buck Williams	
1993-94	Joe Smith	

##### ACC COACH OF THE YEAR

1974-75	Lefty Driesell	
1979-80	Lefty Driesell	
1997-98	Gary Williams (ACC Athlete Magazine)	
1999-00	Gary Williams (College Hoops Illustrated)	
2001-02	Gary Williams	

### ALL-ACC


#### SELECTIONS

1953-54	Gene Shue (1st)	
1954-55	Bob Kessler (2nd)	
1955-56	Bob Kessler (2nd)	
1956-57	Bob O'Brien (2nd)	
1957-58	Nick Davis (2nd)	
	John Nacincik (2nd)	
1958-59	Charles McNeil (2nd)	
1959-60	Al Bunge (1st)	
	Bob McDonald (2nd)	
1960-61	Bob McDonald (2nd)	
1962-63	Jerry Greenspan (2nd)	
1964-65	Jay McMillen (2nd)	
1965-66	Gary Ward (2nd)	
1968-69	Will Hetzel (2nd)	
1969-70	Will Hetzel (2nd)	
1970-71	Jim O'Brien (2nd)	
1971-72	Tom McMillen (1st)	
	Len Elmore (2nd)	
1972-73	Tom McMillen (1st)	
	Len Elmore (2nd)	
1973-74	Len Elmore (1st)	
	John Lucas (1st)	
1974-75	John Lucas (1st)	
	Owen Brown (2nd)	
	Brad Davis (2nd)	
	Maurice Howard (2nd)	
1975-76	John Lucas (1st)	
1976-77	Brad Davis (2nd)	
1978-79	Larry Gibson (2nd)	
1979-80	Albert King (1st)	
	Greg Manning (2nd)	
	Buck Williams (2nd)	
1980-81	Albert King (2nd)	
	Buck Williams (2nd)	
1982-83	Adrian Branch (2nd)	

### ALL-ACC

#### TOURNAMENT

1954	Gene Shue (1st)
1956	Bob Kessler (2nd)
1957	John Nacincik (2nd)
1958	Nick Davis (1st)
	Charles McNeil (1st)
	Al Bunge (2nd)
1961	Bill Stasiulatis (2nd)
1962	Jerry Greenspan (2nd)
1965	Jay McMillen (2nd)
	Gary Ward (2nd)



Juan Dixon with John Wooden at the Wooden Awards Show in Los Angeles.

# 2002 NCAA CHAMPIONS

# 2004 ACC CHAMPIONS



1972 Len Elmore (1st)  
Tom McMillen (1st)  
Jim O'Brien (2nd)  
1973 Tom McMillen (1st)  
John Lucas (1st)  
Jim O'Brien (2nd)  
1974 Tom McMillen (1st)  
John Lucas (1st)  
Maurice Howard (1st)  
Len Elmore (2nd)  
Owen Brown (2nd)  
1975 John Lucas (1st)  
1976 Maurice Howard (2nd)  
Steve Sheppard (2nd)  
1978 Lawrence Boston (2nd)  
Larry Gibson (2nd)  
Larry Gibson (2nd)  
1979 Albert King (1st, MVP)  
Greg Manning (1st)  
Ernest Graham (2nd)  
Buck Williams (2nd)  
1981 Albert King (1st)  
Buck Williams (1st)  
Ernest Graham (2nd)  
1984 Len Bias (1st, MVP)  
Ben Coleman (1st)  
Adrian Branch (2nd)  
Len Bias (1st)  
1988 Keith Gatlin (2nd)  
1989 Tony Massenburg (1st)  
1992 Walt Williams (2nd)  
1995 Exree Hipp (2nd)  
Joe Smith (2nd)  
1996 Keith Booth (2nd)  
1997 Keith Booth (2nd)  
1998 Rodney Elliott (2nd)  
1999 Steve Francis (1st)  
2000 Lonny Baxter (1st)  
Juan Dixon (1st)  
Terence Morris (2nd)  
2001 Juan Dixon (1st)  
Lonny Baxter (2nd)  
2002 Steve Blake (2nd)  
2004 John Gilchrist (1st, MVP)  
Jamar Smith (1st)  
Travis Garrison (2nd)

2000-01 Terence Morris  
Lonny Baxter  
Juan Dixon (2)  
2001-02 Juan Dixon (3)  
2002-03 Steve Blake  
2003-04 John Gilchrist (3)  
2004-05 John Gilchrist (2)  
2006-07 Mike Jones  
D.J. Strawberry (3)

## ACC ROOKIE OF THE WEEK

1970-71 Jim O'Brien (2)  
Darrell Brown  
Howard White  
1971-72 Tom McMillen (4)  
Len Elmore  
1972-73 John Lucas (2)  
1974-75 Brad Davis (3)  
Steve Sheppard  
1975-76 Larry Gibson  
Lawrence Boston  
1976-77 Bill Bryant (2)  
Mike Davis  
Jo Jo Hunter  
1977-78 Greg Manning (2)  
Albert King  
1978-79 Buck Williams (3)  
1981-82 Adrian Branch (3)  
1982-83 Ben Coleman (2)  
1983-84 Keith Gatlin  
1984-85 Derrick Lewis (3)  
1985-86 John Johnson  
1986-87 Teyon McCoy (2)  
Steve Hood  
1987-88 Brian Williams (2)  
1988-89 Jerrod Mustaf (3)  
1990-91 Garfield Smith  
1992-93 Exree Hipp (2)  
Johnny Rhodes (2)  
1993-94 Joe Smith (6)  
1999-00 Tahj Holden  
2003-04 D.J. Strawberry  
Mike Jones  
2006-07 Greivis Vasquez

## ALL-ACC ACADEMIC

1966-67 Jay McMillen  
1968-69 Tom Milroy  
1971-72 Tom McMillen  
1972-73 Tom McMillen  
1973-74 Tom McMillen  
Steve Sheppard  
Brian Magid  
1978-79 Greg Manning  
1979-80 Greg Manning  
1980-81 Greg Manning  
1983-84 Charles Driesell  
1984-85 Charles Driesell  
1990-91 Matt Roe  
1994-95 Kurtis Shultz  
1996-97 Matt Kovarik  
1998-99 Mike Mardeschich  
1999-00 Mike Mardeschich  
2000-01 Mike Mardeschich  
Byron Mouton

## SCHOLAR-ATHLETE AWARD

1989-90 Matt Roe  
1990-91 Matt Roe  
1991-92 Vince Broadnax  
1992-93 Kurtis Shultz  
1993-94 Kurtis Shultz  
1994-95 Matt Raydo  
1995-96 Matt Kovarik  
1996-97 Matt Kovarik  
1997-98 Matt Kovarik  
1998-99 Matt Hahn  
1999-00 Matt Hahn  
2000-01 Mike Mardeschich  
2002-03 Mike Grinnon  
2003-04 Mike Grinnon  
2004-05 Mike Grinnon  
2005-06 Dave Neal  
2006-07 Dave Neal

2001-02 Juan Dixon  
2002-03 Drew Nicholas  
Steve Blake  
2003-04 John Gilchrist  
Jamar Smith  
2005-06 Nik Caner-Medley  
2006-07 D.J. Strawberry

## MOST IMPROVED PLAYER

1969-70 Sparky Still  
1970-71 Jim O'Brien  
1971-72 Darrell Brown  
1972-73 John Lucas  
1973-74 Owen Brown  
1974-75 Maurice Howard  
1975-76 Brad Davis  
1976-77 Lawrence Boston  
1977-78 Greg Manning  
1978-79 Ernest Graham  
1979-80 Taylor Baldwin  
1980-81 Steve Rivers  
1981-82 Charles Pittman  
1982-83 Len Bias  
1983-84 Terry Long  
1984-85 Jeff Baxter  
Tom Jones  
1985-86 Jeff Baxter  
1986-87 Dave Dickerson  
1987-88 Tony Massenburg  
1988-89 Cedric Lewis  
1989-90 Jesse Martin  
1990-91 Kevin McLinton  
1991-92 Evers Burns  
1992-93 Chris Kerwin  
1993-94 Mario Lucas  
Duane Simpkins  
1994-95 Wayne Bristol  
1996-97 Obinna Ekezie  
2001-02 Chris Wilcox  
2006-07 Mike Jones

## ALVIN AUBINOE GREATEST CAREER CONTRIBUTION

1969-70 Will Hetzel  
1970-71 Jay Flowers  
1971-72 Charlie Blank  
1972-73 Jim O'Brien  
1973-74 Tom McMillen  
1974-75 Billy Hahn  
1975-76 John Lucas  
1976-77 John Pavlos, Mgr.  
1977-78 Lawrence Boston  
1978-79 Larry Gibson  
1979-80 John Blinney  
1980-81 Albert King  
1981-82 Dutch Morley  
1982-83 Adrian Branch  
1983-84 Jeff Adkins  
1984-85 Charles Driesell  
1985-86 Len Bias  
1987-88 Derrick Lewis  
1988-89 Dave Dickerson  
1989-90 Tony Massenburg  
1990-91 Cedric Lewis  
1991-92 Walt Williams  
1992-93 Evers Burns

## CLUTCH PERFORMANCE OF THE YEAR

2003-04 Nik Caner-Medley

## NEWCOMER OF THE YEAR

1987-88 Brian Williams  
1988-89 Jerrod Mustaf  
1989-90 Evers Burns  
1990-91 Garfield Smith  
1991-92 John Walsh  
1992-93 Exree Hipp  
Johnny Rhodes

## COACHES' AWARD

1989-90 Jerrod Mustaf  
1990-91 Cedric Lewis  
1991-92 Garfield Smith  
1992-93 Kurtis Shultz

## BUCK WILLIAMS LEN ELMORE REBOUNDING AWARD \*

1969-70 Rod Horst  
1970-71 Barry Yates  
1971-72 Len Elmore  
1972-73 Len Elmore  
1973-74 Tom Roy  
1974-75 Lawrence Boston  
1975-76 Larry Gibson  
1976-77 Larry Gibson  
1977-78 Buck Williams  
1978-79 Buck Williams  
1979-80 Buck Williams  
1980-81 Herman Veal  
1981-82 Ben Coleman  
1982-83 Len Bias  
1983-84 Len Bias  
1984-85 Len Bias  
1985-86 Derrick Lewis  
1986-87 Derrick Lewis  
1987-88 Tony Massenburg  
1988-89 Tony Massenburg  
1989-90 Cedric Lewis  
1990-91 Evers Burns  
1991-92 Evers Burns  
1992-93 Joe Smith  
1993-94 Joe Smith  
1994-95 Keith Booth  
1995-96 Keith Booth  
1996-97 Rodney Elliott  
1997-98 Terence Morris  
1998-99 Lonny Baxter  
2000-01 Terence Morris  
2001-02 Lonny Baxter  
2002-03 Ryan Randle  
2003-04 Jamar Smith  
2004-05 Ekene Ibekwe  
2005-06 Ekene Ibekwe  
2006-07 Ekene Ibekwe

\* Originally named in honor of Chris Patton from 1970-89, Maryland's rebounding award was changed to honor Len Elmore from 1990-94, and later amended to include Buck Williams' name.

## BUD MILLIKAN DEFENSIVE PLAYER OF THE YEAR

1990-91 Vince Broadnax  
Cedric Lewis  
1991-92 Vince Broadnax  
1992-93 Kevin McLinton  
1993-94 Johnny Rhodes  
1994-95 Exree Hipp  
Joe Smith

## LEFRAK SCHOLAR

2003-04 Nik Caner-Medley  
2004-05 Ekene Ibekwe  
2005-06 Ekene Ibekwe  
2006-07 Ekene Ibekwe

## MR. HUSTLE AWARD

1989-90 Vince Broadnax  
1990-91 Vince Broadnax  
1991-92 Chris Kerwin  
1992-93 Mike Thibeault  
1993-94 Keith Booth  
1994-95 Matt Raydo  
2001-02 Byron Mouton  
2003-04 Darien Henry  
2004-05 Darien Henry  
2005-06 Gini Chukura

## OUTSTANDING FREE THROW SHOOTER

1989-90 Walt Williams  
1990-91 Walt Williams  
1991-92 Kevin McLinton  
1992-93 Kevin McLinton  
1993-94 Duane Simpkins  
1994-95 Duane Simpkins  
1995-96 Duane Simpkins  
1996-97 Sarunas Jasikevicius  
1997-98 Sarunas Jasikevicius  
1998-99 Juan Dixon  
1999-00 Juan Dixon  
2000-01 Juan Dixon  
2001-02 Juan Dixon  
2002-03 Drew Nicholas  
2003-04 Chris McCray  
2005-06 Mike Jones  
2006-07 Eric Hayes

## MOST IMPROVED FREE THROW SHOOTER

1996-97 Rodney Elliott  
1997-98 Obinna Ekezie

## MOST ASSISTS AWARD

1989-90 Walt Williams  
1990-91 Kevin McLinton  
1991-92 Kevin McLinton  
1992-93 Kevin McLinton  
1993-94 Duane Simpkins  
1994-95 Duane Simpkins  
1995-96 Duane Simpkins  
1996-97 Terrell Stokes  
1997-98 Terrell Stokes  
1998-99 Terrell Stokes  
1999-00 Steve Blake  
2000-01 Steve Blake  
2001-02 Steve Blake  
2002-03 Steve Blake  
2003-04 John Gilchrist  
2005-06 D.J. Strawberry  
2006-07 Greivis Vasquez

## 6TH MAN AWARD

2000-01 Danny Miller  
2002-03 Calvin McCall  
2003-04 D.J. Strawberry  
2005-06 Travis Garrison

## UNSUNG HERO AWARD

2000-01 LaRon Cephas  
2002-03 Tahj Holden  
2003-04 Travis Garrison

## SENIOR AWARD

1990-91 Cedric Lewis  
1991-92 Matt Dowling  
1992-93 Chris Kerwin  
1998-99 Laron Profit

## MORGAN WOOTTEN LIFETIME ACHIEVEMENT\*

1997-98 Jack Zane  
1998-99 Johnny Holliday  
1999-00 Jack Heise  
2000-01 Mary Perry  
2001-02 Jack Zane  
2002-03 John Brown  
2003-04 John Rymer  
2004-05 Bill Conaway  
2005-06 Bob Mitchell  
2006-07 Robert Ehrlich

\* Renamed in honor of the long-time DeMatha High School coach in 2003.

## ACC PLAYER OF THE WEEK

1972-73 Tom McMillen  
Jim O'Brien  
John Lucas  
1974-74 Len Elmore  
1974-75 Tom Roy (2)  
John Lucas (2)  
1975-76 Steve Sheppard  
Maurice Howard  
John Lucas  
1977-78 Lawrence Boston  
1978-79 Ernest Graham  
Albert King  
Greg Manning  
1979-80 Albert King (2)  
Greg Manning  
1980-81 Albert King (2)  
1982-83 Adrian Branch  
Herman Veal  
1983-84 Ben Coleman (2)  
Jeff Adkins  
Adrian Branch  
1984-85 Len Bias  
Adrian Branch  
1985-86 Len Bias (2)  
1986-87 Derrick Lewis  
1987-88 Derrick Lewis  
1988-89 John Johnson  
1989-90 Tony Massenburg  
1991-92 Walt Williams  
1992-93 Kevin McLinton  
1994-95 Joe Smith (2)  
Johnny Rhodes  
1995-96 Keith Booth  
Johnny Rhodes  
1996-97 Keith Booth (2)  
1997-98 Sarunas Jasikevicius  
1998-99 Steve Francis (2)  
Laron Profit  
Lonny Baxter  
Juan Dixon (2)

## SC HONORS ALL-SOUTHERN CONFERENCE

1930-31 Bosey Berger  
Ed Ronkin  
1932-33 Rufus Vincent  
1935-36 Bernie Buscher  
Vic Willis  
1937-38 George Knepley  
1938-39 George Knepley  
Eddie Johnson  
George DeWitt  
1944-45 Jack Flynn  
1948-49 Lee Brawley

## ALL-SOUTHERN CONFERENCE TOURNAMENT

1931 Bosey Berger  
Ed Ronkin  
1939 George Knepley  
1945 Jack Flynn  
1951 Dick Koffenberger  
1953 Gene Shue (MVP)

## ACADEMIC HONORS PHI BETA KAPPA

1978-79 Eric Shrader

## NCAA POST-GRADUATE SCHOLARSHIP

1970 Tom Milroy (alt.)  
1974 Tom McMillen  
1981 Greg Manning  
1991 Matt Roe

## MARYLAND TEAM HONORS MOST VALUABLE PLAYER

1969-70 Rod Horst  
1970-71 Barry Yates  
1971-72 Len Elmore  
1972-73 Tom McMillen  
1973-74 Tom McMillen  
1974-75 John Lucas  
1975-76 Maurice Howard  
1976-77 Larry Gibson  
1977-78 Larry Gibson  
1978-79 Larry Gibson  
1979-80 Albert King  
1980-81 Albert King  
1981-82 Adrian Branch  
1982-83 Adrian Branch  
Ben Coleman  
Ben Coleman  
1983-84 Len Bias  
1984-85 Len Bias  
1985-86 Len Bias  
1986-87 Derrick Lewis  
1987-88 Derrick Lewis  
1988-89 Tony Massenburg  
1989-90 Tony Massenburg  
1990-91 Matt Roe  
1991-92 Walt Williams  
1992-93 Kevin McLinton  
1993-94 Joe Smith  
1994-95 Joe Smith  
1995-96 Johnny Rhodes  
1996-97 Keith Booth  
1997-98 Rodney Elliott  
1998-99 Steve Francis  
Terence Morris  
Terence Morris  
2000-01 Lonny Baxter  
Juan Dixon

# ALL-TIME ROSTER

## • A •

Acito, Joseph	1944
Adams, Donald	1926-27-28
Adkins, Jeff	1982-83-84-85
Allen, John	1929
Allen, Benjamin	1936-37
Archer, Rudy	1988
Anderson, Mike	1990
Andorka, William	1935
Arsnworthy, Frank	1949-50
Auslander, Brian	1969-71
Avery, John	1966-67-68

## • B •

Badu, Earl	2000-01-02
Baitz, Edward	1942-43
Baker, Harmon	1925
Balachow, David	1945
Baldwin, Taylor	1979-80-81-82
Barton, Joseph	1962
Baxter, Jeff	1983-84-85-86
Baxter, Lonny	1999-00-01-02
Beamer, Francis	1938-39
Beatty, William	1924-25-26
Bechtle, Gerald	1958-59-60
Behr, Samuel	1945
Berger, Louis	1930-31-32
Bengoechea, Adam	1938-39-40
Berlin, H.S.	1918-19
Bias, Leonard	1983-84-85-86
Bilney, John	1977-78-79-80
Blake, Steve	2000-01-02-03
Blank, Charles	1970-71-72

Blumberg, Norman	1960-61
Bodell, Bob	1971-72-73
Body, Robert	1971-72-73
Boland, Samuel, NA	
Booth, Keith	1994-95-96-97
Bosley, Robert	1945
Bosnic, Nick	1994
Boston, Lawrence	1976-77-78
Bowers, Will	2004-05-06-07
Bowie, William	1936-37
Boyd, Arthur	1925-26-27
Boyle, John	1975-76
Branch, Adrian	1982-83-84-85
Brawley, C. Lee	1949-50-51-52
Brayton, Neil	1964-65-66
Brenner, John	1942
Bristol, Wayne	1992-93-94-95
Broadnax, Vince	1989-90-91
Brooks, Ronald	1952-53-54
Brown, Darrell	1971-72-73
Brown, Parrish	2006-07
Brown, Owen	1973-74-75
Brown, William	1936-37
Bryant, Bernard	1935
Bryant, William	1936-37
Bryant, William	1977-78
Buckley, John	1945
Bunge, Al	1958-59-60
Burch, Samuel	1943
Burger, Joseph	1924-25
Burns, Evers	1990-91-92-93
Burton, Tim	1984-85-86-87
Buscher, Alton	1932-33-34
Buscher, Bernard	1934-35-36
Butler, Jay	1953

## • C •

Campbell, William	1945
Caner-Medley, Nik	2003-04-05-06
Cardwell, Lee	1925-26
Carlson, Phillip	1963-64-65
Carpenter, Conrad	1962-63
Carter, Harold	1934
Cartwright, Mark	1972
Cephas, LaRon	1998-99-00-01
Chalmers, George	1930-31-32
Chamberlain, Kevin	1990
Chase, Spencer	1932-33-34
Chong, Eddie	1989-90
Chronister, Jon	1991-92
Chukura, Gini	2005-06-07
Clark, Jackie	1964-65-66
Cohen, Morris	1932
Cole, Kenneth	1913-14
Coleman, Ben	1983-84
Collins, Andre	2002-03
Collins, James	1938
Connelly, Thomas	1951
Crawford, Mark	1977
Crescenze, Edward	1948
Crosthwait, Samuel	1927
Cutler, Robert	1958

## • D •

Daly, Edward	1935
Danko, Eugene	1958-59
Davis, Brad	1975-76-77
Davis, Mike	1977-78
Davis, Nick	1956-57-58
Davis, Todd	1990-91-92
Day, S.E.	1913
Dean, Thurston	1927-28-29
Darstyn, R.S.	1914
DeCosmo, Michael	1964-65
Dewitt, George	1939-40
Dickerson, David	1986-87-88-89
Diffie, Granville	1950
Dilworth, Robert	1953-54-55
Dixon, Juan	1999-00-01-02
Downing, Matt	1991-92
Drescher, Richard	1967-68
Driesell, Charles	1982-83-84-85
Dudley, Aaron	1991-92
Dunlap, Howard	1956
DuVall, Mearle	1940, 1942
Dyer, Harold	1934

## • E •

Edwards, John	1946-47-48-49
Eicher, Robert	1961-62-63
Eiseman, John	1918-19
Ekezie, Obinna	1996-97-98-99
Elliott, Rodney	1995-96-97-98
Elmore, Len	1972-73-74
Englebert, Erwin	1944



LaRon Cephas

Ensor, Lionel	1924-25-26
Eskin, Neal	1981-82-83-84
Etienne, Max	1989-90
Evans, Warren	1933
Evans, William	1928-29-30
Everett, Robert	1953-54-55

## • F •

Faber, John	1924-25-26-27
Farmer, Edward	1983
Farrell, Shawn	1978
Fellows, Frank	1951-53
Fennel, E.O.	1944
Ferguson, Scott	1962-63-64
Fetters, Robert	1941-42
Fern, Gustav	1957
Fields, Norman	1996-97-98-99
Finniff, Doug	1991
Flowers, Jay	1970
Flynn, John	1944-45-46
Fofana, Hassan	2004-05
Fothergill, Mark	1980, 82-83-84
Francis, Steve	1999
Franklin, James	1964-65-66
Franklin, William	1965-66
Fuqua, Frank	1955

## • G •

Garrett, Ashton	1941
Garrison, Travis	2003-04-05-06
Gattin, Keith	1984-85-86, 88
Gaylor, Robert	1929-30



Steve Blake



**2002 NCAA CHAMPIONS  
2004 ACC CHAMPIONS**



Tahj Holden

Headley, Coleman	1938
Heagy, Al	1928-29-30
Heatley, Jack	1945
Heil, George	1940
Heise, John	1946-47
Henderson, David	1977, 1979-80
Henry, Darien	2003-04-05
Hess, Harry	1930-31
Hetzel, Fred	1928-29-30
Hetzel, Will	1968-69-70
Hilden, Charles	1968-69-70
Hipp, Exree	1993-94-95-96
Hisle, John	1932
Hite, Kelly	1997
Hoffecker, Thomas	1945
Holbert, Peter	1981-82-83-84
Holden, Tahj	2000-01-02-03
Hood, Steve	1987-88
Horn, Hechert	1942
Horst, Rod	1968-69-70
Horton, Frank	1992
Housley, Samuel, NA	
Howard, Maurice	1973-74-75-76
Hughes, Harry	1946
Huntemann, Charles	1913-14
Hunter, Jo Jo	1977-78

• I •

Ibekwe, Ekene	2004-05-06-07
---------------	---------------

• J •

Jackson, William	1951
Jackson, Reggie	1979-80-81-82
Jaeck, Paul	1945

Gibson, Lawrence	1976-77-78-79
Gilbert, H.D.	1919
Gilchrist, John	2003-04-05
Gilmore, Jack	1941
<b>Gist, James</b>	<b>2005-06-07</b>
Gleasner, John	1946
Gordley, Larry	1972
Graham, Ernest	1978-79-80-81
Greco, Ralph	1952-53-54
Greenspan, Gerald	1961-62-63
Gregg, David	1986
Grinnon, Mike	2002-03-04-05
Groves, John	1924
Guckeyson, Bill	1935, 37

• H •

Hahn, Matt	1997-98-99-00
Hahn, Billy	1974-75-76
Hall, Irving	1924
Halleck, James	1957-58-59
Hammerlund, Robert	1937
Hankin, Robert	1950
Hardiman, Robert	1955-56-57
Harrington, Joseph	1965-66-67
Hart, Robert	1978-79
Hathaway, Jeff	1978-79
Hayes, Eric	2007

James, Robert	1942-43
Jarmoska, George	1941
Jasikevicius, Sarunas	1995-96-97-98
Jelus, Paul	1960-61-62
Johnson, Edward	1937-38-39
Johnson, James	1951-52
Johnson, John	1986-87-88-89
Johnson, Julius (Pete)	1967-68-69
Jones, Mike	2004-05-06-07
Jones, Thomas	1985-86
Jones, William	1966-67-68
Judd, Donny	1994-95

• K •

Kaluziński, Matt	1989-90
Kann, R.S.	1918
Kaplan, Zev	1955
Karver, Mark	1987-88
Kassel, Steve	1979-80-81
Kasoff, Mitch	1987-88-89-90
Kebeck, Steve	1970-71
Keene, Robert	1946
Keller, Charles	1935-36-37
Kelleher, Charles	1960-61-62
Kerwin, Chris	1992-93
Kessler, Robert	1954-55-56
King, Albert	1978-79-80-81
Kinsman, James	1943
Knepley, George	1937-38-39
Knepley, Robert	1942
Knobe, Robert	1919
Koffenberger, Dick	1950-51-52
Kovarik, Matt	1994-95-97-98
Krukar, Pete	1958-59-60

• L •

Ladd, Robert	1957
Lake, William	1946
Lann, Alvin	1948, 50
Ledbetter, Sterling	2005-06
Leuci, Victor	1954
Levin, Julius	1933
Levin, Morris	1952-53
Levine, Frank	1933
Lewis, Cedric	1988-89-90-91
Lewis, Derrick	1985-86-87-88
Lewis, Robert	1964
Linkous, Fred	1926-27-28
Long, Terry	1984-85-86
Lucas, John	1973-74-75-76
Lucas, Mario	1993-94-95-96
Luney, William	NA

• M •

MacDonald, Jan	1968
Mack, Charles	1949-50
Madigan, George	1928-29-30
Magid, Brian	1976-77
Manis, George	1951-52-53
Manning, Greg	1978-79-80-81
Mardesich, Mike	1998-99-00-01
Marshal, Alfred, NA	
Marshall, Ted	1960-61-62
Martin, Jesse	1989-90
Massenburg, Tony	1986, 1988-89-90
May, Charles	1930-31-32
Mayolo, Vinny	1982-83-84-85-86
Mays, H.W.	1911
<b>McAlpin, Jason</b>	<b>2007</b>
McCall, Calvin	2000-01-02



Byron Mouton and Drew Nichols celebrate the Terps' 2002 NCAA Championship victory.

# 2002 NCAA CHAMPIONS

# 2004 ACC CHAMPIONS

McCarthy, John	1936-37-38
McCoy, Teyon	1987-88, 90
McCray, Chris	2003-04-05-06
McCudy, Bruce	1949
McDonald, Robert	1959, 61
McDonald, Leib	1941
McGinnis, Wayne	1957
McHale, Richard	1971
McLinton, Kevin	1990-91-92-93
McMillen, Jay	1965-66-67
McMillen, Thomas	1972-73-74
McNeil, Charles	1958-59
McWilliams, Samuel	1963-64
Mercer, Alvin	1973-74
Merna, James	1956
Michelson, Sheldon	1967-68
<b>Milbourne, Landon</b>	<b>2007</b>
Miller, Danny	1999-00-01
Miller, Thomas	1966
Milroy, Thomas	1968-69-70
Mobus, Paul	1936-37
Mondorf, Pershing	1939-40
Mont, Thomas	1942-43, 47
Moore, Dwight	1953
Moore, Perry	1956-57-58
Moran, Donald	1951-52-53
Morin, Matt	1990-91-92
Morley, Greg 'Dutch'	1979-80-81-82
Morris, Alan	1972-73
Morris, John	1932
Morris, Terence	1998-99-00-01
Morris, William	1913-14
Mouton, Byron	2001-02
Mueller, Richard	1964
Mulitz, Milton	1937-38, 40
Murphy, William	1957-58-59
Murray, Robert	1947-48-49, 55
Mustaf, Jerrod	1989-90

## • N •

Nacincik, John	1956-57-58
Nakannua, Jeff	1973
Nared, Greg	1986-87-88-89
Neal, Dave	2006-07
Neal, John	1971-72
Nevin, Phil	1987
Newsome, John	1975-76
Nicholas, Drew	2000-01-02-03
Nofsinger, Michael	1960-61-62
Norris, John	1930-31-32
Nuttle, Byron	1943

## • O •

O'Brien, Jim	1971-72-73
O'Brien, Robert	1955-56-57
Ochsenreiter, Eugene	1939-40-41
<b>Osby, Bambale</b>	<b>2007</b>

## • P •

Palmer, Bryan	1983-85
Parker, Alvin	1924
Patton, Chris	1975-76
Pavlos, John	1975-76-77
Peck, Malvin	1944, 47
Peebles, Irving	1924
Petrovic, Nemanja	1993
Pinocci, Peter	1946
Pittman, Charles	1981-82
Pitzer, John	1930-31
Poling, William	1946
Porac, Richard	1972-73-74
Prins, Curtis	1957
Profit, Laron	1996-97-98-99

## • R •

Radice, Julius	1928-29-30
Randle, Ryan	2002-03
Ready, Michael	1919
Rainge, Alan	1992
Raydo, Matt	1994-95-96-97
Rea, William	1938-39-40
Reyes, Andre	1987
Rhodes, Johnny	1993-94-95-96
Rivers, Steve	1981-82-83
Robinson, Jonathan	1980-81
Roe, Matt	1991
Ronkin, Edward	1930-31-32
Rooney, Partick	1930
Roy, Thomas	1973-74-75

## • S •

Sandbower, John	1954-55-56
Sanders, Harvey	1970
Schaufler, Charles	1955-56
Scheele, Thomas	1935
Schmidt, Francis	1933
Schroeder, David	1961
Schuerholz, Donald	1942-43, 47
Schultz, Logan	1938
Shaffer, Richard	1939
Shanahan, Gerry	1960
Sheppard, Steve	1975-76-77
Shrader, Eric	1977-78-79



Joe Smith

Shue, Gene	1952-53-54
Shultz, Kurtis	1992-93-94-95
Shumate, John	1947
Siegrist, Ronald	1948-49
Simpkins, Duane	1993-94-95-96
Simms, Harvey	1939
Smallwood, Lawrence	1928-29
Smith, Atman	1997-98
Smith, Bernard	1948-49-50
Smith, Garfield	1991-92
Smith, Jamar	2003-04
Smith, Joe	1994-95
Snyder, Robert	1933-34
Sothoron, Norwood	1934-35
Stasiulatis, William	1961-62-63
Steiner, Carlton	1942
Steinman, Edward	1964
Stevens, James	1918
Stevens, Myron	1925-26-27
Stieber, Fred	1933
Still, James	1970-71
Stobaugh, Richard	1969
Stokes, Terrell	1996-97-98-99
Stone, Junior	1918-19
Strachan, John	1951
Strawberry, D.J.	2004-05-06-07
Suder, George	1964
Suit, Jack	1941
Sullivan, William	1969
Supplee, William	1924-25-26
Sweeney, Daniel	1963
Swetnam, Stan	1974

## • T •

Taylor, Richard	1949
Thibeault, Mike	1991-92-93
Thomas, Fred	1936-37
Thurston, Robert	1955
Tiffany, Al	1992-93-94-95
Tillman, James	1976-77
Tomlinson, Chris	1992-93-94-95
Travis, Ernest	1942-43
Trimble, Japeth	1972, 74
Troxell, Walter	1924-25-26
Truax, Terry	1967-68
Tull, J.J.	1914
Turyn, Victor	1946-47



Buck Williams

Tuschak, Richard	1944
------------------	------

## • U •

Ullman, Bernard	1941
-----------------	------

## • V •

Vannais, Leon	1940
<b>Vasquez, Greivis</b>	<b>2007</b>
Veal, Herman	1981-82-83-84
Vincent, J.M.	1914
Vincent, Rufus	1932-33-34

## • W •

Wainwright, Troy	1988-89-90
Walker, George	1933
Walker, Rodney	1988
Waller, Edward	1947
Walsh, John	1992-93
Ward, Gary	1964-65-66
Watkins, Brian	1997-98-99
Walters, Albert	1935-36-37
Weber, George	1933
Webster, David	1954-55
Weidinger, Charles	1940
Weingarten, Julian	1957-58
Wharton, James	1941
Wheeler, Waverly	1936-37-38
White, Joseph	1942
White, Howard	1971-72-73
Wilcox, Chris	2001-02
Wiles, F. Michael	1969-70
Wiles, Peter	1960
Williams, Charles 'Buck'	1979-80-81
Williams, Gary	1965-66-67
Williams, Walt	1989-90-91-92
Wilson, Robert	1931-32
Wilson, Robert	1960-61
Wilson, Len	1913
Winnemore, Augustine	1929
Wise, Richmond	1964-65-66
Woodward, Arthur	1940-41
Worthington, Charles	1969
Wortsell, Tom	1987
Wright, Spencer	1948-49

## • Y •

Yates, Barry	1971
Yordy, Robert	1945, 49
Young, Curley	1990
Young, Thomas	1953-54, 58
Yowell, Roy	1934

## • Z •

Zalesak, Emanuel	1924
Zimmerman, James	1935
Zizakovic, Lubo	1993

Note: This list includes players which appeared on rosters as well as some managers.









# COLE FIELD HOUSE

Its official name is the "William P. Cole Jr. Student Activities Building."

That is the name that can be read on the structure that still sits between the tennis courts and the university's student union, on the main thoroughfare of the campus of the University of Maryland, College Park. It is no longer, however, the home of Maryland basketball, as it was for 47 years since December of 1955.

Everyone just called it "Cole." Like Kentucky, where the Wildcats play at "Rupp." Or in Westwood, where UCLA plays at "Pauley."

The building is Cole Field House, even though that description appears nowhere officially. The nation's only on-campus arena to play host to multiple Final Fours, it has hosted numerous NCAA tournaments for basketball, volleyball and wrestling. It also hosted a U.S. vs. China ping-pong match in 1972 before a capacity crowd in what was the first sporting event held between the two nations; it hosted U.S. Presidents and, in September 1974, it even hosted Elvis.

Besides the all-black starting five of Texas Western taking the floor against Kentucky in the national championship game of 1966, Cole Field House was also home to the first black basketball players in the ACC — Maryland's Billy Jones (1966-68) and Pete Johnson (1967-69).

In 47 seasons, Terrapin teams were 486-151 at Cole Field House. A few of Cole's most memorable basketball moments:

## 1955

Cole Field House dedicated at a cost of \$3.3 million. Maryland defeats Virginia, 67-55, on Dec. 2 in the first game in the new facility.

## 1958

Cole is home to the Atlantic Coast Conference champions and Maryland's first NCAA Tournament team.

## 1965

Bill Bradley scored 41 points in the NCAA East Region championship game as Princeton topped Providence, 109-69.

## 1966

Cole plays host to the NCAA Final Four. In the semifinals, Kentucky defeats Duke and Texas Western (now Texas-El Paso) defeats Utah. Texas Western then defeats Kentucky in one of the most historic championship games in history.

## 1970

Cole plays host to the NCAA Final Four for the second time. UCLA defeats Jacksonville for the title as Sidney Wicks outduels Artis Gilmore. It was the fourth of UCLA's seven consecutive NCAA championships.

## 1971

Maryland defeats No. 2 South Carolina, 31-30, in one of the great "slow-down" games in the history of Cole. Leading only 4-3 at halftime, Maryland needed a lay-up from Jim O'Brien to tie the game with five seconds to go in regulation and an 11-foot jumper from O'Brien to win the game with four seconds remaining in OT.

## 1972

Cole is home to the National Invitation Tournament champions — the Maryland Terrapins.

The Cole Field House single-game attendance record of 15,287 was set as Maryland played host to North Carolina on Feb. 16. Maryland won 79-77 in an overtime thriller.

## 1975

Cole was the site of the first women's basketball game ever to be televised.

## 1979

On Super Bowl Sunday, Larry Gibson sank a free throw with one second on the clock to boost the Terps past top-ranked Notre Dame, 67-66, on Jan. 27, 1979. Gibson scored 11 points that day while Ernest Graham scored 28 and Buck Williams grabbed 15 rebounds.

## 1984

Cole is home to the ACC champion Terrapins.

## 1991

In the NCAA Eastern Regional first round, 15th-seeded Richmond defeats No. 2 seed Syracuse, 73-69, in one of the great upsets in NCAA Tournament history. It was only the second time in the history of the tournament that a No. 15 seed had defeated a No. 2 seed.

## 1992

On Jan. 15, 1992, No. 3 Maryland hosted No. 2 Virginia in a women's basketball shootout before a sellout crowd of 14,500. The game still stands as the ACC attendance mark for a women's game.

Maryland defeats No. 10 North Carolina, 82-80, on a last-second tip-in by All-American Walt Williams. Williams put the Terps up 81-80 with 1.3 seconds remaining to lead the Terps past the Tar Heels in Cole for only the second time since the 1982-83 season.

## COLE WAS A HOUSE OF HORRORS FOR NO. 1 TEAMS

Cole Field House bears distinction as having hosted more upsets of No. 1-ranked teams than any building in the country.

When the No. 3-ranked Terrapins dispatched top-rated Duke on Feb. 27, 2002, it was Cole Field House's seventh game in which a No. 1 ranked team has fallen.

Including NCAA Tournament games, Notre Dame's Joyce Athletics & Convocation Center has hosted six No. 1 upsets and Oklahoma's Lloyd Noble Center has been the site of five.

At Cole, Maryland has beaten the nation's top team in six of those seven games. Also at Cole, No. 3-ranked Texas Western topped No. 1 Kentucky during the 1966 Final Four.

## 1994

Before a sellout crowd on March 5, Maryland defeats Virginia, 70-68, to clinch a fourth-place tie in the ACC standings and virtually assure its first NCAA Tournament bid under Gary Williams.

## 1995

Maryland defeats No. 1 North Carolina, 86-73, in front of a sellout crowd and a national television audience.

## 1998

Maryland defeats No. 1 North Carolina, 89-83 in overtime, as Laron Profit scores 19 points overall and six during an overtime period. It marks the second time in three years that the Terps beat No. 1 North Carolina in Cole.

## 1999

Maryland sets a school record with 28 wins on the season, and the Terps host a record 14,455 fans per game at Cole. Junior sensation Steve Francis is named an All-American and later chosen as the second pick in the NBA draft.

## 2001

Maryland defeats Virginia 102-67 in the final game of the regular season to mark the most lopsided win ever, in the longtime series against its ACC rival. One week later, the Terps advance to their eighth straight NCAA Tournament berth and bring back to College Park the first Final Four banner in school history.

## 2002

Maryland defeats top-ranked Duke before a national television audience, 87-73, to take over first place in the ACC and mark the seventh time in Cole history that a No. 1 ranked team has been defeated.

Maryland beats Virginia 112-92 to win its first ACC regular season title since 1980, in what is the final game at Cole. A standing-room only crowd witnesses an emotional postgame event with returning All-Americans commemorating Cole's final game, followed by a net-cutting ceremony to celebrate the Terps' league title.

The NCAA Champion Terrapins return to Cole before a crowd of over 12,000 adoring fans, just hours after winning the first national championship in school history.



Lefty Driesell was the architect of Maryland's great teams of the '70s and '80s.



# 2002 NCAA CHAMPIONS

## 2004 ACC CHAMPIONS

# COLE BY THE NUMBERS

## ATTENDANCE THROUGH THE YEARS

Home Games Only				Total Season Games			
Season	Games	Attendance	Avg.	Season	Games	Attendance	Avg.
1963-64	9	52,500	5,833	1963-64	26	132,200	5,084
1964-65	12	103,100	8,592	1964-65	26	185,500	7,135
1965-66	10	95,400	9,540	1965-66	25	221,000	8,840
1966-67	10	82,490	8,249	1966-67	25	164,390	6,576
1967-68	10	70,100	7,101	1967-68	24	144,950	6,040
1968-69	10	66,500	6,650	1968-69	26	152,005	5,746
1969-70	14	138,600	9,900	1969-70	26	221,153	8,506
1970-71	15	180,842	12,056	1970-71	26	273,553	10,521
1971-72	14	184,323	13,166	1971-72	32	352,436	11,014
1972-73	13	172,828	13,294	1972-73	30	340,964	11,365
1973-74	12	144,149	12,012	1973-74	28	301,164	10,756
1974-75	14	187,971	13,427	1974-75	29	314,341	10,839
1975-76	15	196,656	13,110	1975-76	28	343,785	12,278
1976-77	19	240,254	12,645	1976-77	27	325,777	12,066
1977-78	14	172,673	12,334	1977-78	28	305,001	10,893
1978-79	18	201,536	11,196	1978-79	30	316,449	10,548
1979-80	16	160,815	10,050	1979-80	31	317,559	10,242
1980-81	15	196,978	13,132	1980-81	31	398,036	12,840
1981-82	16	157,275	9,830	1981-82	29	286,264	9,871
1982-83	17	172,445	10,144	1982-83	30	308,340	10,278
1983-84	15	170,060	11,337	1983-84	32	353,551	11,048
1984-85	16	199,335	12,458	1984-85	37	393,459	10,634
1985-86	14	160,267	11,447	1985-86	33	335,937	10,180
1986-87	16	130,975	8,186	1986-87	26	241,118	9,274
1987-88	12	145,525	12,127	1987-88	31	355,597	11,471
1988-89	14	128,773	9,198	1988-89	29	276,604	9,538
1989-90	16	164,806	10,300	1989-90	33	306,339	9,293
1990-91	14	137,476	9,820	1990-91	28	267,401	9,550
1991-92	15	143,444	9,563	1991-92	29	323,755	11,164
1992-93	15	175,217	11,681	1992-93	28	321,673	11,488
1993-94	13	177,376	13,644	1993-94	30	360,993	12,033
1994-95	16	221,020	13,814	1994-95	34	437,268	12,861
1995-96	14	186,553	13,324	1995-96	30	399,616	13,321
1996-97	14	182,832	13,059	1996-97	32	388,300	12,134
1997-98	14	187,272	13,377	1997-98	32	446,213	13,944
1998-99	14	202,365	14,455	1998-99	34	473,626	13,930
1999-00	16	226,369	14,148	1999-00	35	503,648	14,390
2000-01	14	196,809	14,058	2000-01	36	528,916	14,692
2001-02	15	212,495	14,166	2001-02	36	623,898	17,331

Attendance records prior to 1963 are incomplete

## COLE FIELD HOUSE MILESTONES

<b>Dedicated:</b>	December 2, 1955
<b>Capacity:</b>	14,500 (Courtside Seats: 96)
<b>First Game:</b>	December 2, 1955
<b>First Win:</b>	December 2, 1955 Maryland 67, Virginia 55
<b>First Loss:</b>	December 15, 1955 Kentucky 62, Maryland 61
<b>100th Game:</b>	December 18, 1964 Maryland 82, Wake Forest 64
<b>200th Game:</b>	January 23, 1973 Maryland 100, Long Island 73
<b>300th Game:</b>	February 23, 1980 Maryland 82, Virginia 71
<b>400th Game:</b>	January 10, 1987 Virginia 71, Maryland 64
<b>500th Game:</b>	December 2, 1993 Maryland 89, UMBC 80
<b>600th Game:</b>	February 2, 2000 Maryland 91, Virginia 79
<b>100th Victory:</b>	February 25, 1970 Maryland 83, West Virginia 76
<b>200th Victory:</b>	December 28, 1977 Maryland 91, Western Kentucky 78
<b>300th Victory:</b>	November 23, 1985 Maryland 84, Northeastern 72
<b>400th Victory:</b>	December 23, 1995 Maryland 104, American 79
<b>486th Victory:</b>	March 3, 2002 Maryland 112, Virginia 92

## NCAA TOURNAMENTS AT COLE

### 1962 Eastern Regional

RSF: Wake Forest 96, St. Joseph's (Pa.) 85  
Villanova 79, New York Univ. 76

RF: Wake Forest 79, Villanova 69

3P: New York Univ. 94, St. Joseph's (Pa.) 85

### 1963 Eastern Regional

RSF: [2] Duke 81, New York Univ. 76  
St. Joseph's (Pa.) 97, West Virginia 88

RF: [2] Duke 73, St. Joseph's (Pa.) 69

3P: West Virginia 83, New York Univ. 73

### 1965 Eastern Regional

RSF: Princeton 66, North Carolina State 48  
[4] Providence 81, St. Joseph's (Pa.) 73 (OT)

RF: Princeton 109, [4] Providence 69

3P: North Carolina State 83, St. Joseph's (Pa.) 81

### 1966 Final Four

NSF: [1] Kentucky 83, [2] Duke 79

[3] Texas Western 85, Utah 78

NF: [3] Texas Western 85, [1] Kentucky 65

3P: [2] Duke 79, Utah 77

### 1967 Eastern Regional

RSF: [4] North Carolina 78, [5] Princeton 70 (OT)  
[9] Boston College 63, St. John's 62

RF: [4] North Carolina 96, [9] Boston College 80

3P: [5] Princeton 78, St. John's 58

### 1968 First Round

1R: [8] Davidson 79, St. John's 70

Columbia 83, La Salle 69

### 1969 Eastern Regional

RSF: [4] North Carolina 79, [9] Duquesne 78

[5] Davidson 79, [8] St. John's 69

RF: [4] North Carolina 87, [5] Davidson 85

3P: [9] Duquesne 75, [8] St. John's 72

### 1970 Final Four

NSF: [4] Jacksonville 94, [3] St. Bonaventure 83

[2] UCLA 93, [5] New Mexico State 77

NF: [2] UCLA 80, [4] Jacksonville 69

3P: [5] New Mexico State 79, [3] St. Bonaventure 73

### 1977 Eastern Regional

RSF: [3] Kentucky 93, [20] Virginia Military 78

[5] North Carolina 79, [10] Notre Dame 77

RF: [5] North Carolina 79, [3] Kentucky 72

### 1991 Eastern Regional

1R: [14] Oklahoma State 67, New Mexico 54

NC State 114, Southern Mississippi 85

Temple 80, Purdue 63

Richmond 73, [7] Syracuse 69

2R: [14] Oklahoma State 73, NC State 64

Temple 77, Richmond 64

**Legend:** 1R-First Round; 2R-Second Round; RSF-Regional Semifinals; RF-Regional Final; NSF-National Semifinal; NF-National Final; 3P-Third Place

[ ] - brackets indicate AP rankings